



# ARKANSAS RAZORBACKS

1 National Championship » 6 Final Four Appearances » 10 Sweet 16 Appearances » 31 NCAA Tournament Bids

## » 2016-17 SCHEDULE »

Overall: 2-0 | SEC: 0-0 | H: 2-0 | A: 0-0 | N: 0-0

NOVEMBER (2-0)		W/L	SCORE
11	Fort Wayne	SEC Network +	W 92-83
14	Southern Illinois	SEC Network +	W 90-65
18	UT Arlington	SEC Network +	7 p.m.
22	at Minnesota	ESPN3	7 p.m.
28	Mount Saint Mary's	SEC Network +	7 p.m.

DECEMBER (0-0)			
1	Stephen F. Austin	SEC Network	8 p.m.
3	Austin Peay	SEC Network +	7 p.m.
6	Houston	SEC Network	6 p.m.
10	North Florida	SEC Network	4:30 p.m.
17	Texas^	ESPNU	1:30 p.m.
20	North Dakota St.	SEC Network	6 p.m.
22	Sam Houston St.#		7 p.m.
29	Florida*	SEC Network	6 p.m.

JANUARY (0-0)			
3	at Tennessee*	SEC Network	5:30 p.m.
7	at Kentucky*	SEC Network	7:30 p.m.
10	Mississippi State*	SEC Network	8 p.m.
14	Missouri*	SEC Network	5 p.m.
17	at Texas A&M*	SEC Network	6 p.m.
21	LSU*	SEC Network	7:30 p.m.
24	at Vanderbilt*	SEC Network	7:30 p.m.
28	at Oklahoma St.%	ESPNU	3 p.m.

FEBRUARY (0-0)			
1	Alabama*	SEC Network	6 p.m.
4	at Missouri*	SEC Network	5 p.m.
7	Vanderbilt*	SEC Network	7:30 p.m.
11	at LSU*	SEC Network	7:30 p.m.
15	at South Carolina*	SEC Network	5:30 p.m.
18	Ole Miss*	SEC Network	5 p.m.
22	Texas A&M*	SEC Network	7:30 p.m.
25	at Auburn*	SEC Network	7:30 p.m.

MARCH (0-0)			
1	at Florida*	ESPN2	6 p.m.
4	Georgia*	ESPN/2	1 p.m.
8-12 SEC Tournament		Nashville, Tenn.	

All times Central and subject to change  
 + Exhibition Game  
 # at Verizon Arena (North Little Rock, Ark.)  
 ^ Lone Star Shootout (Houston, Texas)  
 % Big12/SEC Challenge  
 \* SEC Game

## » THE MATCHUP »

### ARKANSAS RAZORBACKS (2-0)

**Head Coach:** Mike Anderson (Tulsa '82)  
**Record at Arkansas:** 104-64 (6th Season)  
**Overall Record:** 304-162 (15th Season)



VS

### UT ARLINGTON MAVERICKS (1-2)

**Head Coach:** Scott Cross (UT Arlington '98)  
**Record at UT Arlington:** 178-141 (11th Season)  
**Overall Record:** 178-141 (11th Season)



## » #FASTEST40 FACTS »

• Monday's win over Southern Illinois marked the 14th time in 15 years that a Mike Anderson team started 2-0 on the season.

• Arkansas is averaging 91 points per game through the first two victories and is one of 20 teams in the country to score 90-plus points in each of its first two games.

• The Razorbacks have scored 90-plus points in its first two games for the first time in 20 years and only the sixth time in program history.

• In the five previous times Arkansas has scored 90-plus points in the first two games, the Razorbacks won an NCAA Tournament game each season, advanced to the Elite 8 three times, lost in the 1990 Final Four and won the 1994 National Championship.

• Arkansas outscored Southern Illinois 17-2 on fast break points Monday evening and has now outscored its opponents 41-2 in transition this season.

• Dusty Hannahs has scored 75 points in the last three games dating back to last year and leads the team this season at 21.0 points per game. He has led the Razorbacks in scoring in five straight games and scored 10 or more points in 10 straight contests dating back to last season.

• Arkansas is 48-2 in non-conference games in Bud Walton Arena under head coach Mike Anderson. The two losses came against Syracuse (2012-13) and Akron (2015-16).

• The Razorbacks have two of the top 10 leaders in the SEC in assists per game with Daryl Macon (7th) and Anton Beard (9th). Beard has the fewest turnovers and minutes played among the top 10.

## » GAMEDAY INFORMATION »

**DATE:** Friday, Nov. 18, 2016 | 7 p.m. CT  
**LOCATION:** Bud Walton Arena (Fayetteville, Ark.)  
**TV:** SEC Network Plus  
**TALENT:** Benjamin Kelly (PXP), Simeon Hinsey (Analyst)  
**RADIO:** Razorback/IMG Sports Network  
**TALENT:** Phil Elson (PXP), Matt Zimmerman (Analyst)  
**STATS:** ArkansasRazorbacks.com | StatBroadcast  
**SERIES RECORD:** Arkansas leads, 6-0  
**NEXT UP:** at Minnesota - Tuesday, Nov. 22 at 7 p.m.

## » PRESEASON HONORS »

### Moses Kingsley

- Preseason SEC Player of the Year (Media)
- Preseason first team All-SEC (Coaches)
- Wooden Award Watch List
- Naismith Trophy Watch List
- Kareem Abdul-Jabbar Award Watch List
- Lute Olson Award Watch List
- Ranked No. 6 big man in the country by NBC Sports
- Ranked No. 21 player in the nation by NBC Sports
- Ranked No. 18 player in the nation by CBS Sports

### Dusty Hannahs

- Preseason second team All-SEC (Coaches)
- Jerry West Award Watch List
- Ranked No. 97 player in the nation by CBS Sports

### Jaylen Barford

- One of 15 Impact JUCO Transfers by Jon Rothstein

### Daryl Macon

- One of 15 Impact JUCO Transfers by Jon Rothstein



### Watch List Note

• Arkansas is one of seven programs in the country to put players on watch lists for the Jerry West Award as the top shooting guard in the country and the Kareem Abdul-Jabbar Award as the nation's top center.

## » HOW THEY COMPARE » BY THE NUMBERS »

	91.0	.512	.487	38.5	21.5	8.0	9.0	74.0	.364	.326	-1.0	1.6
	⌞	⌞	⌞		⌞	⌞	⌞	⌞	⌞			⌞
	POINTS	FG%	3FG%	BOARDS	ASSISTS	BLOCKS	STEALS	SCORING DEFENSE	FG% DEFENSE	3FG% DEFENSE	REBOUND MARGIN	AST-TO RATIO
	78.0	.458	.306	39.5	13.0	3.0	4.5	83.0	.429	.237	+1.5	1.0

#FASTEST40



## NUMERICAL ROSTER »

No.	Name	Pos.	Ht.	Wt.	Yr.	Hometown/High School/Last School
0	Jaylen Barford	G	6-3	202	Jr.	Jackson, Tenn. / Motlow State CC
1	Trey Thompson	F	6-9	265	Jr.	Madison, Ark. / Forrest City HS
2	Adrio Bailey	F	6-6	204	Fr.	Campti, La. / Lakeview HS
3	Dusty Hannahs	G	6-3	203	Sr.	Little Rock, Ark. / Pulaski Academy / Texas Tech
4	Daryl Macon	G	6-3	185	Jr.	Little Rock, Ark. / Parkview HS / Holmes CC
5	Arlando Cook	F	6-8	215	Jr.	St. Louis, Mo. / Madison Prep / Connors State College
11	RJ Glasper	G	5-10	168	Fr.	Forrest City, Ark. / Forrest City HS
12	Brachen Hazen	F	6-8	195	Fr.	Fort Wayne, Ind. / Columbia City HS
13	Dustin Thomas	F	6-8	225	R-Jr.	Texarkana, Texas / Pleasant Grove HS / Colorado
15	Jonathan Holmes	G	Fr.	5-10	190	Columbia, Ill./Columbia HS
21	Manuale Watkins	G	6-3	222	Sr.	Fayetteville, Ark./Fayetteville HS
23	C.J. Jones	G	6-5	175	Fr.	Birmingham, Ala. / Central Park Christian
31	Anton Beard	G	6-0	198	Jr.	N. Little Rock, Ark./North Little Rock HS
33	Moses Kingsley	F	6-10	230	Sr.	Abuja, Nigeria/Huntington Prep (W. Va.)

## COACHING STAFF »

Title	Name	Experience	Alma Mater
Head Coach	Mike Anderson	6th Year	Tulsa, '82
Associate Head Coach	Melvin Watkins	6th Year	Charlotte, '77
Assistant Coach	TJ Cleveland	6th Year	Arkansas, '02
Assistant Coach	Scotty Thurman	1st Year	Philander-Smith, '03
Director of Operations	Matt Zimmerman	6th Year	Arkansas, '90
Director of S-A Development	Jeff Daniels	6th Year	Montevallo, '82
Video Coordinator	Will Bartlett	6th Year	Missouri, '09
Special Assistant to the HC	Lee Mayberry	3rd Year	Arkansas, '15
Graduate Assistant	Kikko Haydar	2nd Year	Arkansas, '14
Graduate Assistant	Riley Hall	2nd Year	Arkansas, '16
Athletic Trainer	Dave England	33rd Year	Arkansas, '80



**Jaylen Barford**  
Jr. | G | 6-3 | 202



**Trey Thompson**  
Jr. | F | 6-9 | 265



**Adrio Bailey**  
Fr. | F | 6-6 | 204



**Dusty Hannahs**  
R-Sr. | G | 6-3 | 210



**Daryl Macon**  
Jr. | G | 6-3 | 185



**Arlando Cook**  
Jr. | F | 6-8 | 215



**RJ Glasper**  
Fr. | G | 5-10 | 168



**Brachen Hazen**  
Fr. | F | 6-8 | 195



**Dustin Thomas**  
R-Jr. | F | 6-8 | 225



**Manuale Watkins**  
Sr. | G | 6-3 | 222



**C.J. Jones**  
Fr. | G | 6-5 | 175



**Anton Beard**  
Jr. | G | 6-0 | 198



**Moses Kingsley**  
Sr. | F | 6-10 | 230



**Mike Anderson**  
Head Coach - 6th Season

## A-Z ROSTER »

No.	Name	Yr.
2	Bailey, Adrio	Fr.
0	Barford, Jaylen	Jr.
3	Beard, Anton	Jr.
5	Cook, Arlando	Jr.
11	Glasper, RJ	Fr.
3	Hannahs, Dusty	Sr.
12	Hazen, Brachen	Fr.
15	Jonathan Holmes	Fr.
23	Jones, C.J.	Fr.
33	Kingsley, Moses	Sr.
4	Macon, Daryl	Jr.
1	Thompson, Trey	Jr.
13	Thomas, Dustin	R-Jr.
21	Watkins, Manuale	Sr.

## BY STATE »

<b>Alabama (1)</b>		
23	Jones, C.J.	Fr.
<b>Arkansas (6)</b>		
3	Beard, Anton	Jr.
11	Glasper, RJ	Fr.
4	Macon, Daryl	Jr.
3	Hannahs, Dusty	Sr.
1	Thompson, Trey	Jr.
21	Watkins, Manuale	Sr.
<b>Illinois (1)</b>		
15	Holmes, Jonathan	Fr.
<b>Indiana (1)</b>		
12	Hazen, Brachen	Fr.
<b>International (1)</b>		
33	Kingsley, Moses	Sr.
<b>Louisiana (1)</b>		
2	Bailey, Adrio	Fr.
<b>Missouri (1)</b>		
5	Cook, Arlando	Jr.
<b>Tennessee (1)</b>		
0	Barford, Jaylen	Jr.
<b>Texas (1)</b>		
13	Thomas, Dustin	R-Jr.

## BY CLASS »

<b>FRESHMEN (4)</b>		
2	Bailey, Adrio	Fr.
11	Glasper, RJ	Fr.
12	Hazen, Brachen	Fr.
15	Holmes, Jonathan	Fr.
23	Jones, C.J.	Fr.
<b>JUNIORS (6)</b>		
0	Barford, Jaylen	Jr.
3	Beard, Anton	Jr.
5	Cook, Arlando	Jr.
4	Macon, Daryl	Jr.
1	Thompson, Trey	Jr.
13	Thomas, Dustin	R-Jr.
<b>SENIORS (3)</b>		
3	Hannahs, Dusty	Sr.
33	Kingsley, Moses	Sr.
21	Watkins, Manuale	Sr.

## THE PRONUNCIATIONS »

Adrio Bailey: A-Dree-O  
Brachen Hazen: Brack-en Haiz-en  
Manuale Watkins: Man-YOU-L

### THE NON-CON SLATE »

- Arkansas is slated to play 13 non-conference games this year, with eight of those picked to finish in the top three of their respective league standings.
- The Razorbacks defeated the Summit League preseason favorite in the season opener and will play the Sun Belt favorite this Friday.

- While Texas was picked to finish third in the Big 12, it is ranked in the top 25 of both preseason polls.

- Arkansas will tip it up against four teams ranked in the Mid-Major Top 25 poll, with UT Arlington (6), Fort Wayne (15), Stephen F. Austin (18) and North Dakota State (19) all making an appearance.

Opponent	Conference	Picked
Fort Wayne	Summit League	1st
Sam Houston State	Southland	1st
UT Arlington	Sun Belt	1st
North Florida	Atlantic Sun	2nd
Stephen F. Austin	Southland	2nd
Austin Peay	Ohio Valley	2nd/West
Texas	Big 12	3rd
North Dakota State	Summit League	3rd
Mount Saint Mary's	Northeast	4th
Houston	American Athletic	4th
Southern Illinois	Missouri Valley	5th
Oklahoma State	Big 12	7th
Minnesota	Big Ten	12th

### IMMEDIATE IMPACT »

In Jon Rothstein's 15 impact JUCO transfers for the 2016-17 college basketball season, Arkansas was the only program with multiple players listed as Jaylen Barford and Daryl Macon headlined the group. The duo combined to average 50.1 points per game last year, as Barford led the nation in scoring at 26.2 points per contest, while Macon was sixth at 23.9 points per game.

### WATCH OUT »

With Dusty Hannahs on the watch list for the Jerry West Award as the nation's best shooting guard and Moses Kingsley in the running for the Kareem Abdul-Jabbar award as the best center in the country, Arkansas is one of seven programs in the country to put players on both watch lists.

### THE ART OF ORGANIZED CHAOS »

- During the Mike Anderson era over the last five years, Arkansas is tied for fifth in the country and leads the nation among high major programs in forcing the opponent to 25-plus turnovers in a game. It's happened nine times and the Razorbacks are 9-0 in those contests. During the same span, Arkansas is 26-2 when forcing 20 turnovers in a game.

### EXPERIENCE MATTERS »

The season-opening starting five of Kingsley, Thomas, Hannahs, Macon and Barford have combined to play in 381 collegiate games. The group has 13 years of college experience and four of the five players combined to average 82.5 points per game last year with Thomas sitting out due to NCAA transfer rules.

### PERFECTION IN THE PALACE »

- Since Mike Anderson came back to Arkansas, the Razorbacks have the third-most home victories in the country with 82.

- Arkansas is one of five teams with 80-plus wins and fewer than 15 losses at home over the last five seasons.

### DOUBLE-DOUBLE MOJO »

Moses Kingsley posted 16 double-doubles last season, the second-most of any returning high-major player in the country. Last fall he became the first player in six years to open the season with consecutive double-doubles and Friday he finished one rebound, one point and three blocks shy of a triple-double.

### #PROHOGS PRODUCTION »

Arkansas has had 29 former players go on to play in the NBA, including three this season as listed below.

Player	Team	Yrs	Draft Class
Joe Johnson	Jazz	16th	2001 - 10th (BOS)
Patrick Beverley	Rockets	5th	2009 - 42nd (LAL)
Bobby Portis	Bulls	2nd	2015 - 22nd (CHI)

### » PROHOGS BY THE NUMBERS »

# #PROHOGS

# 37

» Arkansas has had 37 all-time NBA Draft selections from 35 different players in program history.

# 16

» The Razorbacks have 16 All-Star game appearances by Joe Johnson (7), Sidney Moncrief (5) and Alvin Robertson (4).

# 12

» Arkansas has 12 first round NBA Draft picks in program history with Sidney Moncrief going No. 5 overall in 1979.

### RECORD BREAKDOWN

At Home (Bud Walton Arena)	2-0
At Home (Verizon Arena)	0-0
On The Road	0-0
Neutral	0-0
White Uniforms	2-0
Cardinal Uniforms	0-0
Anthraccite Uniforms	0-0

### HALFTIME/LEADS/OVERTIME

Leading at the half, home	2-0
Leading at the half, road/neutral	0-0
Tied at the half, home	0-0
Tied at the half, road/neutral	0-0
Trailing at the half, home	0-0
Trailing at the half, road/neutral	0-0
Games decided by 5 points or fewer	0-0
Games decided by 10 points or fewer	1-0
Leading with 5:00 left	2-0
Leading with 2:00 left	2-0
Overtime games	0-0

### OFFENSE

Scoring less than 70 points	0-0
Scoring 70-79 points	0-0
Scoring 80-89 points	0-0
Scoring 90-99 points	2-0
Scoring 100+ points	0-0
2 Players Or Less in Double Figures	0-0
3 Players in Double Figures	0-0
4 Players in Double Figures	1-0
5 Players in Double Figures	0-0
6 Players in Double Figures	1-0
7 Players in Double Figures	0-0
1 Player Scores 20 Points	1-0
2 Players Score 20 Points	0-0
When shooting 50 percent or higher	1-0
When shooting less than 50 percent	0-0

### REBOUNDING/TURNOVERS

When outrebounding opponent	1-0
When outrebounded	1-0
When rebounds are even	0-0
When grabbing 10+ offensive reb	2-0
When forcing 15+ turnovers	1-0
When committing less than 15 turnovers	2-0
When committing 15+ turnovers	0-0

### Top Scorers (Includes Ties)

Dusty Hannahs	2-0
--	0-0
--	0-0

### Top Rebounders (Includes Ties)

Moses Kingsley	2-0
--	0-0

### Months

In November	2-0
In December	0-0
In January	0-0
In February	0-0
In March	0-0

## MISCELLANEOUS STATISTICS »

### Double-Figure Scoring Games

Player	12-13	13-14	14-15	15-16	16-17	Career
Dusty Hannahs	7	11	--	28	2	48
Moses Kingsley	--	2	2	30	1	35
Anton Beard	--	--	8	7	1	16
Manuale Watkins	--	--	0	6	1	7
Dustin Thomas	--	1	3	--	1	5
Trey Thompson	--	--	0	2	--	2
Daryl Macon	--	--	--	--	2	2
Jaylen Barford	--	--	--	--	1	1
C.J. Jones	--	--	--	--	1	1

### 20-Point Scoring Games

Player	12-13	13-14	14-15	15-16	16-17	Career
Dusty Hannahs	1	1	--	13	1	16
Moses Kingsley	--	0	0	8	--	8

### 30-Point Scoring Games

Player	12-13	13-14	14-15	15-16	16-17	Career
Dusty Hannahs	0	0	--	1	--	1

### 3 + Three-Pointers in a Game

Player	12-13	13-14	14-15	15-16	16-17	Career
Dusty Hannahs	6	4	--	18	1	29
Anton Beard	--	--	2	1	--	3
Dustin Thomas	--	1	--	--	--	1
Daryl Macon	--	--	--	--	1	1

### 5 + Three-Pointers in a Game

Player	12-13	13-14	14-15	15-16	16-17	Career
Dusty Hannahs	--	1	--	3	1	5

### Double Figure Rebounding Games

Player	12-13	13-14	14-15	15-16	16-17	Career
Moses Kingsley	--	1	0	16	--	17

### Double-Doubles

Player	12-13	13-14	14-15	15-16	16-17	Career
Moses Kingsley	--	1	0	16	--	17

### 5 + Assist Games

Player	12-13	13-14	14-15	15-16	16-17	Career
Manuale Watkins	--	0	1	1	--	2
Daryl Macon	--	--	--	--	2	2
Moses Kingsley	--	0	1	0	--	1
Trey Thompson	--	--	0	1	--	1
Anton Beard	--	--	--	--	1	1

### 3 + Steals in a Game

Player	12-13	13-14	14-15	15-16	16-17	Career
Manuale Watkins	--	0	3	3	--	6
Anton Beard	--	--	4	1	--	5
Moses Kingsley	--	0	0	3	--	3
Dusty Hannahs	0	0	--	1	--	1
Dustin Thomas	--	--	1	--	--	1
Daryl Macon	--	--	--	--	1	1

### 3 + Blocks in a Game

Player	12-13	13-14	14-15	15-16	16-17	Career
Moses Kingsley	--	7	5	13	2	27
Trey Thompson	--	--	0	2	--	2

## RECORD WATCH IN 2016-17 »

### MOSES KINGSLEY »

- 209 points shy of becoming the 40th player in school history to eclipse the 1,000 career point's mark.
- 109 made free throws shy tying Darrell Walker for 10th all-time in school history with 333 career free throws made.
- 138 free throw attempts shy tying Ronnie Brewer for 10th all-time in school history with 486 free throws attempted in a career.
- 140 rebounds shy of tying Corliss Williamson for 10th all-time in school history with 641 career rebounds.
- Kingsley currently ranks 5th all-time in school history with 175 career blocks and is 19 shy of tying Darian Townes for 4th all-time.

### DUSTY HANNAHS »

- On pace to finish in the top-three in school history for career free throw percentage.
- Hannahs is on pace to break the school record for three-point field goal percentage in a career.
- 64 made three-pointers shy of tying Brandon Dean for 10th all-time in school history for made three-pointers.
- Reached the 1,000-point mark for his career in the season opener versus Fort Wayne with 462 coming at Texas Tech and 571 coming at Arkansas.



## » BY THE NUMBERS »

5

» Five current Razorbacks have received SEC All-Academic honors during their career.

12

» Arkansas has had 12 current and former players graduate since May 2014, averaging four graduates per academic year.

3.0

» Over the last calendar year, the Razorbacks have had a cumulative grade point average of 3.097.

# PLAY HARD ACT RIGHT

• Senior Dusty Hannahs is scheduled to graduate in December with a degree Supply Chain Management.

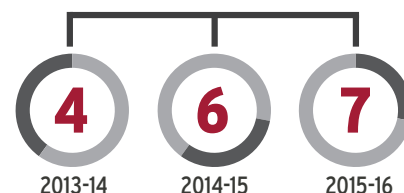
• Moses Kingsley and Manuale Watkins are slated to graduate on time this spring.

• Trey Thompson is set to graduate a year early this summer and start graduate school next fall during his senior year.

• Eleven of the 14 players had a 3.0 or higher GPA during the summer term.

17

SEC Academic Honor Roll Players over the last three seasons



## » THE NATIONAL POLLS »

### Associated Press Poll - (March 14)

RK	TEAM	RECORD	POINTS
1	Duke (58)	2-0	1,613
2	<b>Kentucky (1)</b>	<b>2-0</b>	<b>1,508</b>
3	Villanova (5)	1-0	1,492
4	Oregon	1-0	1,349
5	North Carolina	2-0	1,347
6	Indiana (1)	1-0	1,322
7	Kansas	0-1	1,206
8	Virginia	1-0	1,121
9	Wisconsin	1-0	1,097
10	Arizona	1-0	1,092
11	Xavier	1-0	1,025
12	Louisville	1-0	811
13	Michigan State	0-1	729
14	Gonzaga	1-0	725
15	Purdue	1-0	700
16	UCLA	2-0	622
17	Saint Mary's	1-0	593
18	Syracuse	1-0	551
19	West Virginia	1-0	392
20	Iowa State	1-0	254
21	Rhode Island	1-0	250
22	Creighton	1-0	232
23	<b>Texas</b>	<b>1-0</b>	<b>230</b>
24	Cincinnati	1-0	120
25	California	1-0	109

**Others receiving votes:** Dayton 102, Maryland 100, Florida State 95, San Diego State 54, **Florida 38**, Miami 38, Wichita St 37, Butler 26, NC State 23, Virginia Tech 21, **Texas A&M 16**, Notre Dame 14, Oklahoma 11, Ohio State 9, Connecticut 9, Marquette 7, Monmouth 7, Seton Hall 6, Clemson 6, Colorado 5, **Mississippi State 4**, Ohio 2, Wagner 2, SMU 1, Yale 1, Princeton 1

### USA Today Coaches Poll (March 14)

RK	TEAM	RECORD	POINTS
1	Duke	2-0	786
2	<b>Kentucky</b>	<b>2-0</b>	<b>747</b>
3	Villanova	1-0	729
4	Oregon	1-0	655
5	Indiana	1-0	630
6	North Carolina	2-0	621
7	Virginia	1-0	592
8	Kansas	0-1	548
9	Arizona	1-0	528
10	Xavier	1-0	507
11	Wisconsin	1-0	477
12	Louisville	1-0	419
13	Michigan St	0-1	413
14	Gonzaga	1-0	401
15	Purdue	1-0	363
16	UCLA	2-0	275
17	St. Mary's	1-0	273
18	Syracuse	1-0	257
19	West Virginia	1-0	254
20	Creighton	1-0	137
21	<b>Texas</b>	<b>1-0</b>	<b>124</b>
22	Rhode Island	1-0	93
23	Iowa St.	1-0	92
24	Maryland	1-0	90
25	Cincinnati	1-0	73

**Others receiving votes:** Dayton 39; Miami (Fla.) 29; Florida State 28; California 28; **Florida 27**; San Diego State 20; Oklahoma 18; Wichita State 16; Butler 14; Colorado 13; North Carolina State 13; Notre Dame 10; Southern Methodist 10; Seton Hall 8; Long Beach State 7; Connecticut 6; Cal State Bakersfield 5; Virginia Tech 4; Utah 4; **Texas A&M 3**; Virginia Commonwealth 3; Clemson 3; Michigan 3; **Arkansas 2**; Yale 2; Pittsburgh 1.

## » WEEK-BY-WEEK RANKINGS »

WEEK	AP	COACHES	NCAA RPI
Preseason	NR	RV	--
Nov. 14	NR	RV	--
Nov. 21			
Nov. 28			
Dec. 5			
Dec. 12			
Dec. 19			
Dec. 26			
Jan. 2			
Jan. 9			
Jan. 16			
Jan. 23			
Jan. 30			
Feb. 6			
Feb. 13			
Feb. 20			
Feb. 27			
March 6			
March 13			
Final			

### The Last time Arkansas was ranked in the AP...

Top 25:	No. 21	March 16, 2015
Top 15:	No. 15	Nov. 14, 2000
Top 10:	No. 6	1994-95 Final Poll
Top 5:	No. 5	March 7, 1995
No. 1:	No. 1	1994-95 Preseason Poll

# MIKE ANDERSON



## CAREER NUMBERS

### At Arkansas: 104-64 (6th Year)

2016-17	»	2-0
2015-16	»	16-16
2014-15	»	27-9 (NCAA, Third Round)
2013-14	»	22-12 (NIT, Second Round)
2012-13	»	19-13
2011-12	»	18-14

### At Missouri: 111-57 (5 Years)

2010-11	»	23-11 (NCAA Second Round)
2009-10	»	23-11 (NCAA Second Round)
2008-09	»	31-7 (NCAA Elite Eight)
2007-08	»	16-16
2006-07	»	18-12

### At Alabama-Birmingham (UAB): 89-41 (4 Years)

2005-06	»	24-7 (NCAA First Round)
2004-05	»	22-11 (NCAA Second Round)
2003-04	»	22-10 (NCAA Sweet 16, C-USA Co-Champs)
2002-03	»	21-13 (NIT Quarterfinals)

**Overall Record**     **304-162 (15th Year)**

## IT'S A NUMBERS GAME

### Postseason Tournaments

**1 2 3 4 5 6 7 8 9**

### 20-Win Seasons

**1 2 3 4 5 6 7 8 9**

### NCAA Tournaments

**1 2 3 4 5 6 7**

### 30-Win Seasons

**1**

### Losing Seasons

**0**

## PERSONAL INFO

Born: Dec. 12, 1959  
Hometown: Birmingham, Ala.  
Alma Mater: Tulsa (1982)  
Wife: Marcheita  
Children: Darcheita, Michael Jr., Yvonne  
Date Named Head Coach at Arkansas: March 23, 2011

**HEAD COACH**  
**6TH SEASON AT ARKANSAS**  
**15TH SEASON OVERALL**

The Razorback Nation welcomed home one of its own on March 23, 2011, when Mike Anderson was named the 12th head men's basketball coach in Arkansas history. Charged with bringing back the winning tradition that was synonymous with the Razorback program throughout the '80s and '90s, Anderson enters his sixth season at Arkansas and 15th year as a head coach in 2016-17.

After losing 72 percent of scoring production heading into the 2015-16 season, Anderson continued his history of developing players as Arkansas finished third in the Southeastern Conference in scoring at 78.2 points per game and paced the league in three-point field goal percentage, turnover margin and assist/turnover ratio. Despite dropping eight games by four points or less, Arkansas never wavered and caught fire toward the end of the season to win four of its final five regular season games and finish eighth in the SEC. The Razorbacks became one of five teams to post a .500 or better record in conference play each of the last four years.

A longtime assistant and associate head coach at Arkansas, Anderson spent a combined nine years as a head coach at the University of Alabama-Birmingham and the University of Missouri before returning to the Razorbacks.

One of just 10 current Division I head coaches with 10-plus years of experience and no losing seasons, Anderson's 14 years at the helm of a program have resulted in a 302-162 record, nine 20-win campaigns, seven NCAA Tournament appearances, two Sweet Sixteen berths and a run to the 2009 Elite Eight.

During his first five seasons at Arkansas, Anderson produced a 102-64 record and was the first head coach in program history to win 18 or more games in each of his first four years. Anderson has also re-established Bud Walton Arena as one of the toughest places to play and brought excitement back to the tradition-rich program. In his first five years, Arkansas has won 80 games (80-12) in Bud Walton Arena, including an arena-record 17 during each of his first three years. The 2012-13 squad posted just the third unbeaten SEC home record (9-0) in program history and the first since 1998. The success on-and-off the court has translated into fan support as Arkansas returned to the top 25 in national attendance the first four years, including No. 11 in 2014-15.

## CONSISTENCY

*Head coach Mike Anderson is one of just 10 current Division I coaches with 10-plus years of head coaching experience and no losing seasons. Anderson and Thad Matta are the only coaches to accomplish the feat during stops at three different institutions.*

<b>Coach</b>	<b>Schools</b>	<b>Yrs</b>
Roy Williams	Kansas/UNC	27
Tom Izzo	Michigan State	20
Mark Few	Gonzaga	16
Thad Matta	Butler/Xavier/Ohio State	15
<b>Mike Anderson</b>	<b>UAB/Missouri/Arkansas</b>	<b>14</b>
Jamie Dixon	Pittsburgh	12
Sean Miller	Xavier/Arizona	11
Andy Kennedy	Cincinnati/Ole Miss	10
Dave Rose	BYU	10
Ben Jacobson	Northern Iowa	10

## » ARKANSAS GAME HIGHS »

POINTS	92	FORT WAYNE (11/11/16)
	90	SOUTHERN ILLINOIS (11/14/16)
FIELD GOALS MADE	35	FORT WAYNE (11/11/16)
	30	SOUTHERN ILLINOIS (11/14/16)
FIELD GOAL ATTEMPTS	66	FORT WAYNE (11/11/16)
	61	SOUTHERN ILLINOIS (11/14/16)
FIELD GOAL PERCENTAGE	.530 (35-66)	FORT WAYNE (11/11/16)
	.492 (30-61)	SOUTHERN ILLINOIS (11/14/16)
3 PT FIELD GOALS MADE	13	SOUTHERN ILLINOIS (11/14/16)
	6	FORT WAYNE (11/11/16)
3 PT FG ATTEMPTS	23	SOUTHERN ILLINOIS (11/14/16)
	16	FORT WAYNE (11/11/16)
3 PT FG PERCENTAGE	.565 (13-23)	SOUTHERN ILLINOIS (11/14/16)
	.375 (6-16)	FORT WAYNE (11/11/16)
FREE THROWS MADE	17	SOUTHERN ILLINOIS (11/14/16)
	16	FORT WAYNE (11/11/16)
FREE THROW ATTEMPTS	24	FORT WAYNE (11/11/16)
	21	SOUTHERN ILLINOIS (11/14/16)
FREE THROW PERCENTAGE	.810 (17-21)	SOUTHERN ILLINOIS (11/14/16)
	.667 (16-24)	FORT WAYNE (11/11/16)
REBOUNDS	39	FORT WAYNE (11/11/16)
	38	SOUTHERN ILLINOIS (11/14/16)
ASSISTS	23	SOUTHERN ILLINOIS (11/14/16)
	20	FORT WAYNE (11/11/16)
STEALS	9	FORT WAYNE (11/11/16)
	7	SOUTHERN ILLINOIS (11/14/16)
BLOCKED SHOTS	9	FORT WAYNE (11/11/16)
	7	SOUTHERN ILLINOIS (11/14/16)
TURNOVERS	14	SOUTHERN ILLINOIS (11/14/16)
	13	FORT WAYNE (11/11/16)
FOULS	29	FORT WAYNE (11/11/16)
	20	SOUTHERN ILLINOIS (11/14/16)

## » ARKANSAS GAME LOWS »

POINTS	90	SOUTHERN ILLINOIS (11/14/16)
	92	FORT WAYNE (11/11/16)
FIELD GOALS MADE	30	SOUTHERN ILLINOIS (11/14/16)
	35	FORT WAYNE (11/11/16)
FIELD GOAL ATTEMPTS	61	SOUTHERN ILLINOIS (11/14/16)
	66	FORT WAYNE (11/11/16)
FIELD GOAL PERCENTAGE	.492 (30-61)	SOUTHERN ILLINOIS (11/14/16)
	.530 (35-66)	FORT WAYNE (11/11/16)
3 PT FIELD GOALS MADE	6	FORT WAYNE (11/11/16)
	13	SOUTHERN ILLINOIS (11/14/16)
3 PT FG ATTEMPTS	16	FORT WAYNE (11/11/16)
	23	SOUTHERN ILLINOIS (11/14/16)
3 PT FG PERCENTAGE	.375 (6-16)	FORT WAYNE (11/11/16)
	.565 (13-23)	SOUTHERN ILLINOIS (11/14/16)
FREE THROWS MADE	16	FORT WAYNE (11/11/16)
	17	SOUTHERN ILLINOIS (11/14/16)
FREE THROW ATTEMPTS	21	SOUTHERN ILLINOIS (11/14/16)
	24	FORT WAYNE (11/11/16)
FREE THROW PERCENTAGE	.667 (16-24)	FORT WAYNE (11/11/16)
	.810 (17-21)	SOUTHERN ILLINOIS (11/14/16)
REBOUNDS	38	SOUTHERN ILLINOIS (11/14/16)
	39	FORT WAYNE (11/11/16)
ASSISTS	20	FORT WAYNE (11/11/16)
	23	SOUTHERN ILLINOIS (11/14/16)
STEALS	7	SOUTHERN ILLINOIS (11/14/16)
	9	FORT WAYNE (11/11/16)
BLOCKED SHOTS	7	SOUTHERN ILLINOIS (11/14/16)
	9	FORT WAYNE (11/11/16)
TURNOVERS	13	FORT WAYNE (11/11/16)
	14	SOUTHERN ILLINOIS (11/14/16)
FOULS	20	SOUTHERN ILLINOIS (11/14/16)
	29	FORT WAYNE (11/11/16)

## » ARKANSAS INDIVIDUAL GAME HIGHS »

Points	23	Hannahs, Dusty vs Fort Wayne (11/11/16)
	19	Hannahs, Dusty vs Southern Illinois (11/14/16)
	15	Kingsley, Moses vs Southern Illinois (11/14/16)
	13	Macon, Daryl vs Fort Wayne (11/11/16)
	12	Macon, Daryl vs Southern Illinois (11/14/16)
	12	Beard, Anton vs Fort Wayne (11/11/16)
Field Goals Made	7	Hannahs, Dusty vs Fort Wayne (11/11/16)
	5	Hannahs, Dusty vs Southern Illinois (11/14/16)
	5	Macon, Daryl vs Fort Wayne (11/11/16)
	5	Watkins, Manuale vs Fort Wayne (11/11/16)
Field Goal Att.	17	Hannahs, Dusty vs Fort Wayne (11/11/16)
	11	Macon, Daryl vs Fort Wayne (11/11/16)
FG Pct (min 5 made)	.833 (5-6)	Watkins, Manuale vs Fort Wayne (11/11/16)
	.714 (5-7)	Hannahs, Dusty vs Southern Illinois (11/14/16)
3-Point FG Made	5	Hannahs, Dusty vs Southern Illinois (11/14/16)
	4	Macon, Daryl vs Southern Illinois (11/14/16)
3-Point FG Att.	6	Macon, Daryl vs Southern Illinois (11/14/16)
	6	Hannahs, Dusty vs Southern Illinois (11/14/16)
	6	Macon, Daryl vs Fort Wayne (11/11/16)
	6	Hannahs, Dusty vs Fort Wayne (11/11/16)
3-Pt FG Pct (min 2 made)	.833 (5-6)	Hannahs, Dusty vs Southern Illinois (11/14/16)
	.667 (4-6)	Macon, Daryl vs Southern Illinois (11/14/16)
	.667 (2-3)	Beard, Anton vs Fort Wayne (11/11/16)
Free Throws Made	8	Hannahs, Dusty vs Fort Wayne (11/11/16)
	7	Kingsley, Moses vs Southern Illinois (11/14/16)
Free Throw Att.	10	Hannahs, Dusty vs Fort Wayne (11/11/16)
	7	Kingsley, Moses vs Southern Illinois (11/14/16)
FT Pct (min 3 made)	1.000 (7-7)	Kingsley, Moses vs Southern Illinois (11/14/16)
	1.000 (4-4)	Hannahs, Dusty vs Southern Illinois (11/14/16)
	1.000 (3-3)	Jones, CJ vs Southern Illinois (11/14/16)
Rebounds	9	Kingsley, Moses vs Fort Wayne (11/11/16)
	7	Kingsley, Moses vs Southern Illinois (11/14/16)
	7	Macon, Daryl vs Fort Wayne (11/11/16)
Assists	6	Beard, Anton vs Southern Illinois (11/14/16)
	5	Macon, Daryl vs Southern Illinois (11/14/16)
	5	Macon, Daryl vs Fort Wayne (11/11/16)
Steals	4	Macon, Daryl vs Fort Wayne (11/11/16)
	2	Beard, Anton vs Fort Wayne (11/11/16)
Blocked Shots	7	Kingsley, Moses vs Fort Wayne (11/11/16)
	5	Kingsley, Moses vs Southern Illinois (11/14/16)
Turnovers	4	Hazen, Brachen vs Southern Illinois (11/14/16)
	4	Macon, Daryl vs Fort Wayne (11/11/16)
Fouls	5	Thomas, Dustin vs Fort Wayne (11/11/16)
	4	Beard, Anton vs Fort Wayne (11/11/16)
	4	Kingsley, Moses vs Fort Wayne (11/11/16)
Minutes	33	Macon, Daryl vs Fort Wayne (11/11/16)
	30	Hannahs, Dusty vs Fort Wayne (11/11/16)
	28	Kingsley, Moses vs Fort Wayne (11/11/16)
	27	Barford, Jaylen vs Fort Wayne (11/11/16)
	27	Watkins, Manuale vs Fort Wayne (11/11/16)

Date	Opponent	G	G	G	F	F	Outcome
Nov. 11	Fort Wayne	Barford	Macon	Hannahs	Thomas	Kingsley	W, 92-83
Nov. 14	Southern Illinois	Barford	Macon	Hannahs	Thomas	Kingsley	W, 90-65
Nov. 18	UT Arlington	--	--	--	--	--	--
Nov. 22	at Minnesota	--	--	--	--	--	--
Nov. 28	Mount Saint Mary's	--	--	--	--	--	--
Dec. 1	Stephen F. Austin	--	--	--	--	--	--
Dec. 3	Austin Peay	--	--	--	--	--	--
Dec. 6	Houston	--	--	--	--	--	--
Dec. 10	North Florida	--	--	--	--	--	--
Dec. 17	Texas^	--	--	--	--	--	--
Dec. 20	North Dakota State	--	--	--	--	--	--
Dec. 22	Sam Houston State#	--	--	--	--	--	--
Dec. 29	Florida*	--	--	--	--	--	--
Jan. 3	at Tennessee*	--	--	--	--	--	--
Jan. 7	at Kentucky*	--	--	--	--	--	--
Jan. 10	Mississippi State*	--	--	--	--	--	--
Jan. 14	Missouri*	--	--	--	--	--	--
Jan. 17	at Texas A&M*	--	--	--	--	--	--
Jan. 21	LSU*	--	--	--	--	--	--
Jan. 24	at Vanderbilt*	--	--	--	--	--	--
Jan. 28	at Oklahoma State%	--	--	--	--	--	--
Feb. 1	Alabama*	--	--	--	--	--	--
Feb. 4	at Missouri*	--	--	--	--	--	--
Feb. 7	Vanderbilt*	--	--	--	--	--	--
Feb. 11	at LSU*	--	--	--	--	--	--
Feb. 15	at South Carolina*	--	--	--	--	--	--
Feb. 18	Ole Miss*	--	--	--	--	--	--
Feb. 22	Texas A&M*	--	--	--	--	--	--
Feb. 25	at Auburn*	--	--	--	--	--	--
March 1	at Florida*	--	--	--	--	--	--
March 4	Georgia*	--	--	--	--	--	--

# at Verizon Arena (North Little Rock, Ark.)

^ Lone Star Shootout (Houston, Texas)

% Big12/SEC Challenge

\* SEC Game



Date	Opponent	Largest Lead	Largest Deficit	Time Led	Time Trailed	Time Tied	Outcome
Nov. 11	Fort Wayne	15 (2nd - 2:42)	6 (1st - 8:06)	31:22	7:16	0:52	W, 92-83
Nov. 14	Southern Illinois	36 (2nd - 16:41)	3 (1st - 18:50)	37:39	0:55	1:26	W, 90-65
Nov. 18	UT Arlington	--	--	--	--	--	--
Nov. 22	at Minnesota	--	--	--	--	--	--
Nov. 28	Mount Saint Mary's	--	--	--	--	--	--
Dec. 1	Stephen F. Austin	--	--	--	--	--	--
Dec. 3	Austin Peay	--	--	--	--	--	--
Dec. 6	Houston	--	--	--	--	--	--
Dec. 10	North Florida	--	--	--	--	--	--
Dec. 17	Texas^	--	--	--	--	--	--
Dec. 20	North Dakota State	--	--	--	--	--	--
Dec. 22	Sam Houston State#	--	--	--	--	--	--
Dec. 29	Florida*	--	--	--	--	--	--
Jan. 3	at Tennessee*	--	--	--	--	--	--
Jan. 7	at Kentucky*	--	--	--	--	--	--
Jan. 10	Mississippi State*	--	--	--	--	--	--
Jan. 14	Missouri*	--	--	--	--	--	--
Jan. 17	at Texas A&M*	--	--	--	--	--	--
Jan. 21	LSU*	--	--	--	--	--	--
Jan. 24	at Vanderbilt*	--	--	--	--	--	--
Jan. 28	at Oklahoma State%	--	--	--	--	--	--
Feb. 1	Alabama*	--	--	--	--	--	--
Feb. 4	at Missouri*	--	--	--	--	--	--
Feb. 7	Vanderbilt*	--	--	--	--	--	--
Feb. 11	at LSU*	--	--	--	--	--	--
Feb. 15	at South Carolina*	--	--	--	--	--	--
Feb. 18	Ole Miss*	--	--	--	--	--	--
Feb. 22	Texas A&M*	--	--	--	--	--	--
Feb. 25	at Auburn*	--	--	--	--	--	--
March 1	at Florida*	--	--	--	--	--	--
March 4	Georgia*	--	--	--	--	--	--

# at Verizon Arena (North Little Rock, Ark.)

^ Lone Star Shootout (Houston, Texas)

% Big12/SEC Challenge

\* SEC Game

# > GAME-BY-GAME LEADERS »

Date	Opponent	Points	Rebounds	Assists	Steals	Blocks
Nov. 11	Fort Wayne	Hannahs (23)	Kingsley (9)	Macon (5)	Macon (4)	Kingsley (7)
Nov. 14	Southern Illinois	Hannahs (19)	Kingsley (7)	Beard (6)	Seven Players (1)	Kingsley (5)
Nov. 18	UT Arlington	--	--	--	--	--
Nov. 22	at Minnesota	--	--	--	--	--
Nov. 28	Mount Saint Mary's	--	--	--	--	--
Dec. 1	Stephen F. Austin	--	--	--	--	--
Dec. 3	Austin Peay	--	--	--	--	--
Dec. 6	Houston	--	--	--	--	--
Dec. 10	North Florida	--	--	--	--	--
Dec. 17	Texas^	--	--	--	--	--
Dec. 20	North Dakota State	--	--	--	--	--
Dec. 22	Sam Houston State#	--	--	--	--	--
Dec. 29	Florida*	--	--	--	--	--
Jan. 3	at Tennessee*	--	--	--	--	--
Jan. 7	at Kentucky*	--	--	--	--	--
Jan. 10	Mississippi State*	--	--	--	--	--
Jan. 14	Missouri*	--	--	--	--	--
Jan. 17	at Texas A&M*	--	--	--	--	--
Jan. 21	LSU*	--	--	--	--	--
Jan. 24	at Vanderbilt*	--	--	--	--	--
Jan. 28	at Oklahoma State%	--	--	--	--	--
Feb. 1	Alabama*	--	--	--	--	--
Feb. 4	at Missouri*	--	--	--	--	--
Feb. 7	Vanderbilt*	--	--	--	--	--
Feb. 11	at LSU*	--	--	--	--	--
Feb. 15	at South Carolina*	--	--	--	--	--
Feb. 18	Ole Miss*	--	--	--	--	--
Feb. 22	Texas A&M*	--	--	--	--	--
Feb. 25	at Auburn*	--	--	--	--	--
March 1	at Florida*	--	--	--	--	--
March 4	Georgia*	--	--	--	--	--

# at Verizon Arena (North Little Rock, Ark.)

^ Lone Star Shootout (Houston, Texas)

% Big12/SEC Challenge

\* SEC Game

## > POINTS »

Player	Times
Hannahs	2

• Hannahs has led the team in scoring each of the last five games, dating back to last season, averaging 21.6 points per game in that span.

## > REBOUNDS »

Player	Times
Kingsley	2

• Kingsley has led the team in rebounding each of the last 10 games, dating back to last season, averaging 10.0 rebounds per game in that span.

## > ASSISTS »

Player	Times
Macon	1
Beard	1

## > STEALS »

Player	Times
Macon	2
Thomas	1
Kingsley	1
Thompson	1
Cook	1
Watkins	1
Beard	1

## > BLOCKS »

Player	Times
Kingsley	2

• Kingsley's 12 blocks this season brings his career total to 175, which ranks 5th all-time in school history. He is 19 shy of tying Darian Townes for 4th all-time.

## DANIEL GAFFORD

El Dorado, Arkansas • El Dorado High School

ESPN.com	★★★★
247Sports.com	★★★★
Rivals.com	★★★★
Scout.com	★★★★
Future150.com	★★★★



- Ranked as the No. 1 player in the state of Arkansas and the No. 11 power forward in the 2017 class by 247Sports.com.

- Is a consensus top 50 player and as high as No. 33 in the class by Rivals.com.

- Averaged 14 points, 14 rebounds and six blocks per game as a junior.

- Invited to the Nike Academy in Los Angeles in July.

- Participated in the Nike Elite 100 Camp and the Nike Peach Invite with Arkansas Team Portis Wings.

## KHALIL GARLAND

Little Rock, Arkansas • Parkview High School

ESPN.com	★★★★
247Sports.com	★★★★
Rivals.com	★★★
Scout.com	★★★
Future150.com	★★★



- Ranked as the No. 2 player in the state of Arkansas, the No. 12 guard in the 2017 class and No. 55 overall by ESPN.

- Averaged 18 points and 8.0 rebounds during his junior season.

- Named the 2016 State Tournament MVP after leading the Patriots to the 2016 Arkansas 6A State Championship behind a 20-point performance in the title game.

- Earned All-State and All-Tournament honors during his junior campaign.

## DARIOUSHALL

Little Rock, Arkansas • Mills Univ. Studies HS

ESPN.com	★★★★
247Sports.com	★★★
Rivals.com	★★★
Scout.com	★★★
Future150.com	★★★



- Ranked as the No. 4 player in the state of Arkansas and the No. 50 power forward in the 2017 class by 247Sports.com.

- Averaged 16 points and 8 rebounds per game during his junior season.

- Is a two-time All-State and All-Conference selection at Mills University Studies High School.

- Played in the Nike EYBL Peach Jam for Team Penny.

- Participated in the Adidas Uprising Gauntlet, averaging 15.3 points and 7.0 rebounds per game.



### » A LOOK AT THE **FUTURE** »

"These three individuals will come in and make the **STATE** of Arkansas **PROUD**." - Mike Anderson

The 2017 All-Arkansas early signees are a unanimous **TOP 25 CLASS** and as high as No. 14 in the country by ESPN.com

"It is **AWESOME** when we can have players in our state come in and **IMPACT** our program." - Mike Anderson

**Nov. 11: FORT WAYNE » W, 92-83**

- Preseason favorites to win the Summit League this season.
- Dusty Hannahs finished with a game-high 23 points on 7-of-17 shooting, including 8-of-10 from the free throw line. Moses Kingsley finished with nine points and nine rebounds to go along with seven blocks and three assists.
- In his first game as a Razorback, junior guard Daryl Macon recorded 13 points, seven rebounds and a game-high five assists. Jaylen Barford, Manuale Watkins and Dustin Thomas each added 10 points a piece.

**Nov. 14: S. ILLINOIS » W, 90-65**

- Picked to finished fifth this season in the MVC.
- 10 different players recorded points, while six finished with nine or more. Arkansas outscored the Salukis 17-2 on the fast break.
- After missing the season opener to a knee injury, freshman C.J. Jones came off the bench and immediately sank his first 3-point opportunity as a Razorback, finishing with 11 points and two rebounds.

**Nov. 18: UT ARLINGTON »**

- After finishing third last season in the Sun Belt with a record of 24-11, 13-7 in conference play, the Mavericks were picked as the preseason favorite to win the league this season.
- Return their top six scorers from last season, top five rebounders, assists leaders, steal leaders and their top shot blocker.
- Finished first in the Sun Belt in rebounding offense, rebounding margin, assists, offensive rebounds, and defensive rebounding percentage.

**Nov. 22: MINNESOTA »**

- Finished 8-23 last season, 2-16 in the Big Ten.
- Returns their two leading scorers from last season (Nate Mason and Jordan Murphy), leading rebounder, shot blocker and steals leader (Jordan Murphy).
- Defeated Maryland last season who finished the year with an RPI of 13.

**Nov. 28: MOUNT SAINT MARY'S »**

- A member of the Northeast Conference, the Mountaineers are coming off a fifth place finish in the NEC with an overall record of 14-19, 10-8 in conference play.
- Projected to finish fourth in the NEC this season.

**Dec. 1: STEPHEN F. AUSTIN »**

- Southland Conference regular season and tournament champions a year ago after going 28-6, 18-0 in conference play. Picked to finish second this season.
- Led the Southland in scoring offense, scoring defense, scoring margin, field goal percentage, assist/turnover ratio, turnover margin and assists.
- Defeated West Virginia in the NCAA Tournament last season as a 14 seed before falling by one to Notre Dame in the round of 32.

**Dec. 3: AUSTIN PEAY »**

- After finishing 18-18 in the regular season and 7-9 in conference play, the Governors made the NCAA tournament by winning the 2016 Ohio Valley Conference Tournament as the eight seed.
- Finished third in the Ohio Valley in offensive rebounds, rebounding margin, rebounding defense, rebounding offense and field goal percentage.

**Dec. 6: HOUSTON »**

- Finished third in the American Athletic Conference after going 22-10, 12-6 in conference last season.
- Picked to finish fourth in the AAU this season.
- Led AAU in scoring offense and three-point field goal defense.

**Dec. 10: NORTH FLORIDA »**

- Regular season Atlantic Sun Conference Champions after going 10-2 in conference play, 22-12 overall.
- Projected to finished second in the ASUN this season after returning their leader in assists and scoring, Dallas Moore who finished second in the league in scoring and led the conference in points per game.
- Advanced to the NIT last season before losing to Florida in the first round.

**Dec. 17: TEXAS »**

- Picked to finish third in the Big 12 after finishing fourth in the league last season, going 11-7 in conference, 20-13 overall.
- Defeated North Carolina in non-conference play who eventually went on to play for the National Championship against Villanova.
- Finished second in the Big 12 in turnover margin and top five in 3-point field goals made, offensive rebounds, assist-to-turnover ratio, blocked shots, field goal percentage defense and scoring defense.

**Dec. 20: NORTH DAKOTA STATE »**

- Finished 20-13 overall last season, 8-8 in the Summit League.
- Finished fifth in the conference last season, runner-up in the conference tournament. Has won the Summit League regular season title and tournament title two of the last three seasons.
- Return their best three-point shooter (Paul Miller), assist leader (Khy Kabellis), blocked shots leader (Dexter Werner), steals leader (Carlin Dupree) and leading scorer (A.J. Jacobson).

**Dec. 22: SAM HOUSTON STATE »**

- Projected to win the Southland Conference.
- Return their top seven scorers from a team that went 18-16 last season, 12-6 in conference play.
- Finished second in the Southland Conference in assists, assist/turnover ratio, defensive rebounding and scoring margin.

**Jan. 28: OKLAHOMA STATE »**

- Finished 12-20 last season, 3-15 in Big 12 match-ups. Picked to finish seventh in the league this season.
- Return top two leading scorers, Phil Forte III and Jawun Evans. Evans also led the team last season in assists per game. Leyton Hammonds returns as well for the Cowboys who led the team in rebounds per game a year season ago.
- Finished second in the Big 12 in scoring defense, free throw percentage and field goal percentage defense.

at guard... a **six-three** junior... from Jackson, **Tennessee**... number **zero**...

# JAYLEN BARFORD



## » @JBarford1 NEWS & NOTES »

- Junior college transfer from Motlow State Community College.
- Ranked at the No. 1 junior college transfer in the 2016 class.
- Named one of 15 Impact JUCO Transfers by Jon Rothstein.
- Led the nation last year in scoring at 26.2 points per game and paced the country in field goals made (310-527) and total point (837).
- Scored 20+ points 31 times in JUCO, 30+ 12 times.
- Was named First Team All-American and TCCAA Player of the Year last season.

## » GAME-BY-GAME STATS »

Opponent	Date	gs	min	Total		3-Pointers		Free throws		Rebounds					pts	avg				
				fg-fga	pct	3fg-fga	pct	ft-fa	pct	off	def	tot	avg							
FORT WAYNE	11/11/16	*	27	4-9	.444	1-1	1.000	1-2	.500	1	4	5	5.0	3	4	2	0	1	10	10.0
SOUTHERN ILLINOIS	11/14/16	*	22	4-7	.571	1-2	.500	0-2	.000	0	2	2	3.5	2	2	0	0	0	9	9.5
Totals		2	49	8-16	.500	2-3	.667	1-4	.250	1	6	7	3.5	5	6	4	0	1	19	9.5

Games played: 2  
Minutes/game: 24.5  
Points/game: 9.5  
FG Pct: 50.0  
3FG Pct: 66.7  
FT Pct: 25.0

Rebounds/game: 3.5  
Assists/game: 3.0  
Turnovers/game: 2.0  
Assist/turnover ratio: 1.5  
Steals/game: 0.5

## » SEASON/CAREER HIGHS »

### POINTS

Season: 10 vs. Fort Wayne (11/11/16)

Career: 10 vs. Fort Wayne (11/11/16)

### FIELD GOALS

Season: 4 (2x) last vs. Southern Illinois (11/14/16)

Career: 4 (2x) last vs. Southern Illinois (11/14/16)

### FIELD GOALS ATTEMPTED

Season: 9 vs. Fort Wayne (11/11/16)

Career: 9 vs. Fort Wayne (11/11/16)

### 3-POINT FIELD GOALS

Season: 1 (2x) last vs. Southern Illinois (11/14/16)

Career: 1 (2x) last vs. Southern Illinois (11/14/16)

### 3-POINT FG ATTEMPTS

Season: 2 vs. Southern Illinois (11/14/16)

Career: 2 vs. Southern Illinois (11/14/16)

### FREE THROWS MADE

Season: 1 vs. Fort Wayne (11/11/16)

Career: 1 vs. Fort Wayne (11/11/16)

### FREE THROWS ATTEMPTS

Season: 2 (2x) last vs. Southern Illinois (11/14/16)

Career: 2 (2x) last vs. Southern Illinois (11/14/16)

### REBOUNDS

Season: 5 vs. Fort Wayne (11/11/16)

Career: 5 vs. Fort Wayne (11/11/16)

### ASSISTS

Season: 4 vs. Fort Wayne (11/11/16)

Career: 4 vs. Fort Wayne (11/11/16)

### STEALS

Season: 1 vs. Fort Wayne (11/11/16)

Career: 1 vs. Fort Wayne (11/11/16)

### BLOCKS

Season: --

Career: --

### MINUTES

Season: 27 vs. Fort Wayne (11/11/16)

Career: 27 vs. Fort Wayne (11/11/16)

## » CAREER STATISTICS AT ARKANSAS »

			Total		3-Point		F-Throws		Rebounds											Scoring	
Season	gp-gs	min/avg	fg-fga	pct	fg-fga	pct	ft-fa	pct	off	def	tot	avg	pf	fo	ast	to	blk	stl	pts	avg	
2016-17	2-2	49/24.5	8-16	.500	2-3	.667	1-4	.250	1	6	7	3.5	5	0	6	4	0	1	19	9.5	
TOTAL	2-2	49/24.5	8-16	.500	2-3	.667	1-4	.250	1	6	7	3.5	5	0	6	4	0	1	19	9.5	



at forward... a six-nine junior... from Madison, Arkansas... number one...

# TREY THOMPSON



## » @T\_Top24 NEWS & NOTES »

- Scheduled to graduate early in December with a degree in recreation and sport management.
- Averaged 3.1 points and 4.3 rebounds per game last season as a sophomore.
- Scored a career high 13 points against LSU (2/23/16) after going a perfect 6-6 from the field.
- Recorded a career high nine rebounds and four blocked shots against Texas Tech last season (1/30/16).
- Went to high school with teammate RJ Glasper.

## » GAME-BY-GAME STATS »

Opponent	Date	gs	min	Total		3-Pointers		Free throws		Rebounds			pf	a	t/o	blk	stl	pts	avg	
				fg-fga	pct	3fg-fga	pct	ft-fa	pct	off	def	tot								avg
FORT WAYNE	11/11/16	13		2-2	1.000	0-0	.000	1-2	.500	0	4	4	4.0	3	1	0	2	5	5.0	
SOUTHERN ILLINOIS	11/14/16	15		1-3	.333	0-0	.000	2-2	1.000	1	3	4	4.0	3	1	1	0	1	4	4.5
Totals		0	28	3-5	.600	0-0	.000	3-4	.750	1	7	8	4.0	6	2	1	2	1	9	4.5

Games played: 2  
Minutes/game: 14.0  
Points/game: 4.5  
FG Pct: 60.0  
FT Pct: 75.0

Rebounds/game: 4.0  
Assists/game: 1.0  
Turnovers/game: 0.5  
Assist/turnover ratio: 2.0  
Steals/game: 0.5  
Blocks/game: 1.0

## » SEASON/CAREER HIGHS »

### POINTS

Season: 5 vs. Fort Wayne (11/11/16)

Career: 13 vs. LSU (Feb. 23, 2016)

### FIELD GOALS

Season: 2 vs. Fort Wayne (11/11/16)

Career: 6 vs. LSU (Feb. 23, 2016)

### FIELD GOALS ATTEMPTED

Season: 3 vs. Southern Illinois (11/14/16)

Career: 7 vs. Tennessee Tech (Dec. 12, 2015)

### 3-POINT FIELD GOALS

Season: --

Career: --

### 3-POINT FG ATTEMPTS

Season: --

Career: --

### FREE THROWS MADE

Season: 2 vs. Southern Illinois (11/14/16)

Career: 4 at Texas A&M (Jan. 2, 2016)

### FREE THROWS ATTEMPTS

Season: 2 (2x) last vs. Southern Illinois (11/14/16)

Career: 5 at Texas A&M (Jan. 2, 2016)

### REBOUNDS

Season: 4 (2x) last vs. Southern Illinois (11/14/16)

Career: 9 vs. Texas Tech (Jan. 30, 2016)

### ASSISTS

Season: 1 (2x) last vs. Southern Illinois (11/14/16)

Career: 5 vs. North Florida (Dec. 22, 2015)

### STEALS

Season: 1 vs. Southern Illinois (11/14/16)

Career: 1, 14x, last vs. South Carolina (March 5, 2016)

### BLOCKS

Season: 2 vs. Fort Wayne (11/11/16)

Career: 4 vs. Texas Tech (Jan. 30, 2016)

### MINUTES

Season: 15 vs. Southern Illinois (11/14/16)

Career: 29 vs. LSU (Feb. 23, 2016)

## » CAREER STATISTICS AT ARKANSAS »

			Total		3-Point		F-Throws		Rebounds											Scoring	
Season	gp-gs	min/avg	fg-fga	pct	fg-fga	pct	ft-fa	pct	off	def	tot	avg	pf	fo	ast	to	blk	stl	pts	avg	
2014-15	14-0	33/2.4	1-5	.200	0-0	.000	3-3	1.000	3	3	6	0.4	3	0	1	4	1	1	5	0.4	
2015-16	29-1	503/17.3	37-61	.607	0-0	.000	16-31	.516	28	96	124	4.3	88	6	36	33	27	13	90	3.1	
2016-17	2-0	28/14.0	3-5	.600	0-0	.000	3-4	.750	1	7	8	4.0	6	0	2	1	2	1	9	4.5	
TOTAL	45-1	564/12.5	41-71	.577	0-0	.000	22-38	.579	32	106	138	3.1	97	6	39	38	30	15	104	2.3	

at forward... a **six-six** freshman... from Campti, **Louisiana**... number **two**...

# ADRIOBAILEY



## @AdrioBailey NEWS & NOTES »

- Ranked the No. 11 player in the state of Louisiana.
- Ranked the No. 50 small forward in the 2016 class by Rivals.com.
- Averaged 19.5 points, 12.7 rebounds and 3.9 blocks per game last season as a senior in high school.

## » GAME-BY-GAME STATS »

Opponent	Date	gs	min	Total		3-Pointers		Free throws		Rebounds				pf	a	t/o	blk	stl	pts	avg
				fg-fga	pct	3fg-fga	pct	ft-fa	pct	off	def	tot	avg							
FORT WAYNE	11/11/16	3		0-0	.000	0-0	.000	0-0	.000	0	1	1	1.0	1	0	1	0	0	0	0.0
SOUTHERN ILLINOIS	11/14/16	7		0-1	.000	0-0	.000	0-2	.000	1	0	1	1.0	1	0	3	0	0	0	0.0
Totals		0	10	0-1	.000	0-0	.000	0-2	.000	1	1	2	1.0	2	0	4	0	0	0	0.0

Games played: 2  
Minutes/game: 5.0  
FG Pct: 0.0  
FT Pct: 0.0

Rebounds/game: 1.0  
Turnovers/game: 2.0

## » SEASON/CAREER HIGHS »

### POINTS

Season: --  
Career: --

### FIELD GOALS

Season: --  
Career: --

### FIELD GOALS ATTEMPTED

Season: 1 vs. Southern Illinois (11/14/16)  
Career: 1 vs. Southern Illinois (11/14/16)

### 3-POINT FIELD GOALS

Season: --  
Career: --

### 3-POINT FG ATTEMPTS

Season: --  
Career: --

### FREE THROWS MADE

Season: --  
Career: --

### FREE THROWS ATTEMPTS

Season: 2 vs. Southern Illinois (11/14/16)  
Career: 2 vs. Southern Illinois (11/14/16)

### REBOUNDS

Season: 1 vs. Southern Illinois (11/14/16)  
Career: 1 vs. Southern Illinois (11/14/16)

### ASSISTS

Season: --  
Career: --

### STEALS

Season: --  
Career: --

### BLOCKS

Season: --  
Career: --

### MINUTES

Season: 7 vs. Southern Illinois (11/14/16)  
Career: 7 vs. Southern Illinois (11/14/16)

## » CAREER STATISTICS AT ARKANSAS »

			Total		3-Point		F-Throws		Rebounds											Scoring	
Season	gp-gs	min/avg	fg-fga	pct	fg-fga	pct	ft-fa	pct	off	def	tot	avg	pf	fo	ast	to	blk	stl	pts	avg	
2016-17	2-0	10/5.0	0-1	.000	0-0	.000	0-2	.000	1	1	2	1.0	2	0	0	4	0	0	0	0.0	
TOTAL	2-0	10/5.0	0-1	.000	0-0	.000	0-2	.000	1	1	2	1.0	2	0	0	4	0	0	0	0.0	

at guard... a **six-three** redshirt-senior... from Little Rock, **Arkansas**... number **three**...

# DUSTY HANNAHS



## » @D\_Hannahs NEWS & NOTES »

- Reached the 1,000 point club in the season opener. He had 462 points at Texas Tech and now 571 at Arkansas for 1,033 points in 97 games, averaging 10.6 points per contest.
- Named to the Preseason Second Team All-SEC as voted on by the league coaches.
- One of 20 players on the Jerry West Shooting Guard of the Year Award watch list.
- Ranked No. 97 player in the nation by CBS Sports.
- Leads all returners in the SEC in three-point field goals made (81) and three-point field goal percentage (.433).
- Has led the team in scoring each of the last five games, dating back to last season, averaging 21.6 points per game in that span.
- Has scored in double figures in 10 straight contests.
- Is 28-of-31 (.903) from the free throw line over the last five games.

## » GAME-BY-GAME STATS »

Opponent	Date	gs	min	Total		3-Pointers		Free throws		Rebounds				pf	a	t/o	blk	stl	pts	avg
				fg-fga	pct	3fg-fga	pct	ft-fa	pct	off	def	tot	avg							
FORT WAYNE	11/11/16	*	30	7-17	.412	1-6	.167	8-10	.800	1	0	1	1.0	1	2	1	0	1	23	23.0
SOUTHERN ILLINOIS	11/14/16	*	20	5-7	.714	5-6	.833	4-4	1.000	1	4	5	3.0	2	1	1	0	0	19	21.0
Totals		2	50	12-24	.500	6-12	.500	12-14	.857	2	4	6	3.0	3	3	2	0	1	42	21.0

Games played: 2  
Minutes/game: 25.0  
Points/game: 21.0  
FG Pct: 50.0  
3FG Pct: 50.0  
FT Pct: 85.7

Rebounds/game: 3.0  
Assists/game: 1.5  
Turnovers/game: 1.0  
Assist/turnover ratio: 1.5  
Steals/game: 0.5

## » SEASON/CAREER HIGHS »

### POINTS

Season: 23 vs. Fort Wayne (11/11/16)  
Career: 33 vs. Florida (March 10, 2016)

### FIELD GOALS

Season: 7 vs. Fort Wayne (11/11/16)  
Career: 12 vs. Florida (March 10, 2016)

### FIELD GOALS ATTEMPTED

Season: 17 vs. Fort Wayne (11/11/16)  
Career: 23 vs. Florida (March 10, 2016)

### 3-POINT FIELD GOALS

Season: 5 vs. Southern Illinois (11/14/16)  
Career: 8 vs. Mississippi State (Jan. 9, 2016)

### 3-POINT FG ATTEMPTS

Season: 6 vs. Southern Illinois (11/14/16)  
Career: 13 vs. Mississippi State (Jan. 9, 2015)

### FREE THROWS MADE

Season: 8 vs. Fort Wayne (11/11/16)  
Career: 10 vs. Evansville (Dec. 8, 2015)

### FREE THROWS ATTEMPTS

Season: 10 vs. Fort Wayne (11/11/16)  
Career: 10, 3x, last vs. Fort Wayne (11/11/16)

### REBOUNDS

Season: 5 vs. Southern Illinois (11/14/16)  
Career: 6, 2x, last vs. Missouri (Feb. 20, 2016)

### ASSISTS

Season: 2 vs. Fort Wayne (11/11/16)  
Career: 6 at West Virginia (Jan. 22, 2014)^

### STEALS

Season: 1 vs. Fort Wayne (11/11/16)  
Career: 3, 2x, last vs. Mississippi State (Jan. 9, 2015)

### BLOCKS

Season: --  
Career: 1, 2x, last at Arizona State (Dec. 21, 2013)^

### MINUTES

Season: 30 vs. Fort Wayne (11/11/16)  
Career: 40 vs. Texas Tech (Jan. 30, 2016)

^ - at Texas Tech

## » CAREER STATISTICS AT ARKANSAS »

			Total		3-Point		F-Throws		Rebounds											Scoring	
Season	gp-gs	min/avg	fg-fga	pct	fg-fga	pct	ft-fa	pct	off	def	tot	avg	pf	fo	ast	to	blk	stl	pts	avg	
2015-16	32-20	866/27.1	174-380	.458	81-187	.433	100-115	.870	19	58	77	2.4	68	0	29	41	0	20	529	16.5	
2016-17	2-2	50/25.0	12-24	.500	6-12	.500	12-14	.857	2	4	6	3.0	3	0	3	2	0	1	42	21.0	
TOTAL	34-22	916/26.9	186-404	.460	87-199	.437	112-129	.868	21	62	83	2.4	71	0	32	43	0	21	571	16.8	

at guard... a six-three junior... from Little Rock, Arkansas... number four...

# DARYL MACON



## » @YoD4\_\_ NEWS & NOTES »

- Junior college transfer from Holmes Community College.
- Ranked as the No. 3 junior college transfer in the 2016 class.
- Named one of 15 Impact JUCO Transfers by Jon Rothstein.
- Averaged 23.9 points, 3.7 rebounds, and 3.2 assists per game as a sophomore at Holmes CC.
- Reached double figures 17 of 18 games last season, while scoring 20+ 12 times.
- Averaging 12.5 points, 5.0 assists and 4.5 rebounds a game through the first two games.
- Daryl Macon is the only player in the last 30 years to have 13+ points, 7+ rebounds, 5+ assists and 4+ steals in his Razorback debut. (Via @HogStats)

## » GAME-BY-GAME STATS »

Opponent	Date	gs	min	Total		3-Pointers		Free throws		Rebounds				pf	a	t/o	blk	stl	pts	avg
				fg-fga	pct	3fg-fga	pct	ft-fa	pct	off	def	tot	avg							
FORT WAYNE	11/11/16	*	33	5-11	.455	2-6	.333	1-2	.500	2	5	7	7.0	3	5	4	0	4	13	13.0
SOUTHERN ILLINOIS	11/14/16	*	20	4-6	.667	4-6	.667	0-0	.000	0	2	2	4.5	2	5	0	1	1	12	12.5
Totals			2	53	9-17	.529	6-12	.500	1-2	.500	2	7	9	4.5	5	10	4	5	25	12.5

Games played: 2  
Minutes/game: 26.5  
Points/game: 12.5  
FG Pct: 52.9  
3FG Pct: 50.0  
FT Pct: 50.0

Rebounds/game: 4.5  
Assists/game: 5.0  
Turnovers/game: 2.0  
Assist/turnover ratio: 2.5  
Steals/game: 2.5  
Blocks/game: 0.5

## » SEASON/CAREER HIGHS »

### POINTS

Season: 13 vs. Fort Wayne (11/11/16)  
Career: 13 vs. Fort Wayne (11/11/16)

### FIELD GOALS

Season: 5 vs. Fort Wayne (11/11/16)  
Career: 5 vs. Fort Wayne (11/11/16)

### FIELD GOALS ATTEMPTED

Season: 11 vs. Fort Wayne (11/11/16)  
Career: 11 vs. Fort Wayne (11/11/16)

### 3-POINT FIELD GOALS

Season: 4 vs. Southern Illinois (11/14/16)  
Career: 2 vs. Fort Wayne (11/11/16)

### 3-POINT FG ATTEMPTS

Season: 6 (2x) last vs. Southern Illinois (11/14/16)  
Career: 6 (2x) last vs. Southern Illinois (11/14/16)

### FREE THROWS MADE

Season: 1 vs. Fort Wayne (11/11/16)  
Career: 1 vs. Fort Wayne (11/11/16)

### FREE THROWS ATTEMPTS

Season: 2 vs. Fort Wayne (11/11/16)  
Career: 2 vs. Fort Wayne (11/11/16)

### REBOUNDS

Season: 7 vs. Fort Wayne (11/11/16)  
Career: 7 vs. Fort Wayne (11/11/16)

### ASSISTS

Season: 5 (2x) last vs. Southern Illinois (11/14/16)  
Career: 5 (2x) last vs. Southern Illinois (11/14/16)

### STEALS

Season: 4 vs. Fort Wayne (11/11/16)  
Career: 4 vs. Fort Wayne (11/11/16)

### BLOCKS

Season: 1 vs. Southern Illinois (11/14/16)  
Career: 1 vs. Southern Illinois (11/14/16)

### MINUTES

Season: 33 vs. Fort Wayne (11/11/16)  
Career: 33 vs. Fort Wayne (11/11/16)

## » CAREER STATISTICS AT ARKANSAS »

			Total		3-Point		F-Throws		Rebounds											Scoring	
Season	gp-gs	min/avg	fg-fga	pct	fg-fga	pct	ft-fa	pct	off	def	tot	avg	pf	fo	ast	to	blk	stl	pts	avg	
2016-17	2-2	53/26.5	9-17	.529	6-12	.500	1-2	.500	2	7	9	4.5	5	0	10	4	1	5	25	12.5	
TOTAL	2-2	53/26.5	9-17	.529	6-12	.500	1-2	.500	2	7	9	4.5	5	0	10	4	1	5	25	12.5	

at forward... a six-eight junior... from St. Louis, Missouri... number five...

# ARLANDO COOK



## @ ballxbooks NEWS & NOTES »

- Junior college transfer from Connors State College
- Ranked as the No. 6 junior college transfer in the 2016 class.
- Averaged 16.0 points and 10.1 rebounds per game last season as a sophomore at Connors State College.
- Totaled 15 double-doubles, eight 20-point games and 16 10+ rebound performances last season.
- Three of his four baskets against Southern Illinois were lay-ups in transition.

## » GAME-BY-GAME STATS »

Opponent	Date	gs	min	Total fg-fga	pct	3-Pointers 3fg-fga	pct	Free throws ft-fa	pct	Rebounds off def tot avg	pf	a	t/o	blk	sti	pts	avg
FORT WAYNE	11/11/16	5		0-0	.000	0-0	.000	0-0	.000	0 0 0 0.0	3	0	2	0	0	0	0.0
SOUTHERN ILLINOIS	11/14/16	13		4-8	.500	0-0	.000	1-1	1.000	0 2 2 1.0	0	0	1	1	1	9	4.5
Totals		0	18	4-8	.500	0-0	.000	1-1	1.000	0 2 2 1.0	3	0	3	1	1	9	4.5

Games played: 2  
Minutes/game: 9.0  
Points/game: 4.5  
FG Pct: 50.0  
FT Pct: 100.0

Rebounds/game: 1.0  
Turnovers/game: 1.5  
Steals/game: 0.5  
Blocks/game: 0.5

## » SEASON/CAREER HIGHS »

### POINTS

Season: 9 vs. Southern Illinois (11/14/16)  
Career: 9 vs. Southern Illinois (11/14/16)

### FIELD GOALS

Season: 4 vs. Southern Illinois (11/14/16)  
Career: 4 vs. Southern Illinois (11/14/16)

### FIELD GOALS ATTEMPTED

Season: 8 vs. Southern Illinois (11/14/16)  
Career: 8 vs. Southern Illinois (11/14/16)

### 3-POINT FIELD GOALS

Season: --  
Career: --

### 3-POINT FG ATTEMPTS

Season: --  
Career: --

### FREE THROWS MADE

Season: 1 vs. Southern Illinois (11/14/16)  
Career: 1 vs. Southern Illinois (11/14/16)

### FREE THROWS ATTEMPTS

Season: 1 vs. Southern Illinois (11/14/16)  
Career: 1 vs. Southern Illinois (11/14/16)

### REBOUNDS

Season: 2 vs. Southern Illinois (11/14/16)  
Career: 2 vs. Southern Illinois (11/14/16)

### ASSISTS

Season: --  
Career: --

### STEALS

Season: 1 vs. Southern Illinois (11/14/16)  
Career: 1 vs. Southern Illinois (11/14/16)

### BLOCKS

Season: 1 vs. Southern Illinois (11/14/16)  
Career: 1 vs. Southern Illinois (11/14/16)

### MINUTES

Season: 13 vs. Southern Illinois (11/14/16)  
Career: 13 vs. Southern Illinois (11/14/16)

## » CAREER STATISTICS AT ARKANSAS »

Season	gp-gs	min/avg	Total fg-fga	pct	3-Point fg-fga	pct	F-Throws ft-fa	pct	Rebounds off def tot avg	pf	fo	ast	to	blk	sti	Scoring pts avg
2016-17	2-0	18/9.0	4-8	.500	0-0	.000	1-1	1.000	0 2 2 1.0	3	0	0	3	1	1	9 4.5
TOTAL	2-0	18/9.0	4-8	.500	0-0	.000	1-1	1.000	0 2 2 1.0	3	0	0	3	1	1	9 4.5



at forward... a **six-eight** freshman... from Fort Wayne, **Indiana**... number **twelve**...

# BRACHENHAZEN



## @Brachen\_ NEWS & NOTES »

- Ranked the No. 7 player in the state of Indiana.
- No. 50 small forward in the 2016 class by 247Sports.
- Averaged 16.1 points, 9.3 rebounds, 2.6 assists, 1.4 steals and 1.8 blocks per game as a senior at Columbia City High School.
- Saw his first action as a Razorback against Southern Illinois.

## » GAME-BY-GAME STATS »

Opponent	Date	gs	min	Total fg-fga	pct	3-Pointers 3fg-fga	pct	Free throws ft-fa	pct	Rebounds off	def	tot	avg	pf	a	t/o	blk	stl	pts	avg
FORT WAYNE	11/11/16	dnp		-		-		-		-		-		-		-		-	-	
SOUTHERN ILLINOIS	11/14/16	8	8	0-0	.000	0-0	.000	0-0	.000	1	1	2	2.0	3	0	4	0	0	0	0.0
Totals		0	8	0-0	.000	0-0	.000	0-0	.000	1	1	2	2.0	3	0	4	0	0	0	0.0

Games played: 1  
Minutes/game: 8.0

Rebounds/game: 2.0  
Turnovers/game: 4.0

## » SEASON/CAREER HIGHS »

### POINTS

Season:

Career:

### FIELD GOALS

Season:

Career:

### FIELD GOALS ATTEMPTED

Season:

Career:

### 3-POINT FIELD GOALS

Season:

Career:

### 3-POINT FG ATTEMPTS

Season:

Career:

### FREE THROWS MADE

Season:

Career:

### FREE THROWS ATTEMPTS

Season:

Career:

### REBOUNDS

Season: 2 vs. Southern Illinois (11/14/16)

Career: 2 vs. Southern Illinois (11/14/16)

### ASSISTS

Season:

Career:

### STEALS

Season:

Career:

### BLOCKS

Season:

Career:

### MINUTES

Season: 8 vs. Southern Illinois (11/14/16)

Career: 8 vs. Southern Illinois (11/14/16)

## » CAREER STATISTICS AT ARKANSAS »

Season	gp-gs	min/avg	Total fg-fga	pct	3-Point fg-fga	pct	F-Throws ft-fa	pct	Rebounds off	def	tot	avg	pf	fo	ast	to	blk	stl	Scoring pts	avg
2016-17	1-0	8/8.0	0-0	.000	0-0	.000	0-0	.000	1	1	2	2.0	3	0	0	4	0	0	0	0.0
TOTAL	1-0	8/8.0	0-0	.000	0-0	.000	0-0	.000	1	1	2	2.0	3	0	0	4	0	0	0	0.0

at forward... a **six-eight** redshirt junior... from Texarkana, **Texas**... number **thirteen**...

# DUSTIN THOMAS



## >> @YehThatsMe\_DT13 NEWS & NOTES >>

- Sat out the season due to NCAA four-year transfer rules.
- Averaged 4.0 points and 2.5 rebounds per game over two years at Colorado.
- Averaged 6.0 points and 3.5 rebounds in the first two games of the season.
- Scored a career high 17 points and three steals against Southern California his sophomore year.

## >> GAME-BY-GAME STATS >>

Opponent	Date	gs	min	Total		3-Pointers		Free throws		Rebounds				pf	a	t/o	blk	stl	pts	avg
				fg-fga	pct	3fg-fga	pct	ft-fa	pct	off	def	tot	avg							
FORT WAYNE	11/11/16	*	18	4-6	.667	0-0	.000	2-3	.667	1	5	6	6.0	5	0	3	0	0	10	10.0
SOUTHERN ILLINOIS	11/14/16	*	18	1-3	.333	0-0	.000	0-0	.000	1	0	1	3.5	1	4	0	0	1	2	6.0
Totals		2	36	5-9	.556	0-0	.000	2-3	.667	2	5	7	3.5	6	4	3	0	1	12	6.0

Games played: 2  
Minutes/game: 18.0  
Points/game: 6.0  
FG Pct: 55.6  
FT Pct: 66.7

Rebounds/game: 3.5  
Assists/game: 2.0  
Turnovers/game: 1.5  
Assist/turnover ratio: 1.3  
Steals/game: 0.5

## >> SEASON/CAREER HIGHS >>

### POINTS

Season: 10 vs. Fort Wayne (11/11/16)

Career: 17 vs. USC (01/04/15)^

### FIELD GOALS

Season: 4 vs. Fort Wayne (11/11/16)

Career: 5 (3x) last vs. Arizona State (03/01/15)^

### FIELD GOALS ATTEMPTED

Season: 6 vs. Fort Wayne (11/11/16)

Career: 8 vs. Jackson State (11/16/13)^

### 3-POINT FIELD GOALS

Season: --

Career: 3 vs. USC (Jan. 4, 2015)^

### 3-POINT FG ATTEMPTS

Season: --

Career: 3 (3x) last vs. USC (01/04/15)^

### FREE THROWS MADE

Season: 2 vs. Fort Wayne (11/11/16)

Career: 5 vs. Elon (12/13/13)^

### FREE THROWS ATTEMPTS

Season: 3 vs. Fort Wayne (11/11/16)

Career: 8 vs. Elon (12/13/13)^

### REBOUNDS

Season: 6 vs. Fort Wayne (11/11/16)

Career: 7 vs. Drexel (11/14/14)^

### ASSISTS

Season: 4 vs. Southern Illinois (11/14/16)

Career: 4 (2x) last vs. Southern Illinois (11/14/16)

### STEALS

Season: --

Career: 3 vs. USC (01/04/15)^

### BLOCKS

Season: --

Career: 2 (2x) last vs. California (02/12/15)^

### MINUTES

Season: 18 (2x) last vs. Southern Illinois (11/14/16)

Career: 30 at UCLA (01/31/15)^

^ - at Colorado

## >> CAREER STATISTICS AT ARKANSAS >>

			Total		3-Point		F-Throws		Rebounds											Scoring	
Season	gp-gs	min/avg	fg-fga	pct	fg-fga	pct	ft-fa	pct	off	def	tot	avg	pf	fo	ast	to	blk	stl	pts	avg	
2016-17	2-2	36/18.0	5-9	.556	0-0	.000	2-3	.667	2	5	7	3.5	6	1	4	3	0	1	12	6.0	
TOTAL	2-2	36/18.0	5-9	.556	0-0	.000	2-3	.667	2	5	7	3.5	6	1	4	3	0	1	12	6.0	

at guard... a **six-three** senior... from Fayetteville, **Arkansas**... number **twenty-one**...

# MANNY WATKINS



## » @ManualeWatkins NEWS & NOTES »

- After having six double-digit scoring efforts in his first 76 games, he opened the 2016-17 campaign with a 10-point effort against Fort Wayne.
- Son of Associate Head Coach Melvin Watkins.
- Averaged 5.1 points and 3.0 rebounds per game as a junior.
- Averaging 7.0 points and 3.0 rebounds in the first two games of the season.

## » GAME-BY-GAME STATS »

Opponent	Date	gs	min	Total		3-Pointers		Free throws		Rebounds				pf	a	t/o	blk	stl	pts	avg
				fg-fga	pct	3fg-fga	pct	ft-fa	pct	off	def	tot	avg							
FORT WAYNE	11/11/16		27	5-6	.833	0-0	.000	0-0	.000	0	3	3	3.0	2	2	0	0	0	10	10.0
SOUTHERN ILLINOIS	11/14/16		21	2-5	.400	0-0	.000	0-0	.000	2	1	3	3.0	2	4	0	0	1	4	7.0
Totals		0	48	7-11	.636	0-0	.000	0-0	.000	2	4	6	3.0	4	6	0	0	1	14	7.0

Games played: 2  
Minutes/game: 24.0  
Points/game: 7.0  
FG Pct: 63.6

Rebounds/game: 3.0  
Assists/game: 3.0  
Assist/turnover ratio: 99.9  
Steals/game: 0.5

## » SEASON/CAREER HIGHS »

### POINTS

Season: 10 vs. Fort Wayne (11/11/16)  
Career: 14, 2x, last at Wake Forest (12/04/15)

### FIELD GOALS

Season: 5 vs. Fort Wayne (11/11/16)  
Career: 6 at Wake Forest (12/04/15)

### FIELD GOALS ATTEMPTED

Season: 6 vs. Fort Wayne (11/11/16)  
Career: 10 at Texas A&M (01/02/16)

### 3-POINT FIELD GOALS

Season: --  
Career: --

### 3-POINT FG ATTEMPTS

Season: --  
Career: 2 vs. Iona (11/30/14)

### FREE THROWS MADE

Season: --  
Career: 4 vs. Charleston Southern (11/20/15)

### FREE THROWS ATTEMPTS

Season: --  
Career: 4, 6x, last vs. Tennessee (02/06/16)

### REBOUNDS

Season: 3 (2x) last vs. Southern Illinois (11/14/16)  
Career: 9 vs. Northwestern State (12/01/15)

### ASSISTS

Season: 4 vs. Southern Illinois (11/14/16)  
Career: 5, 2x, last vs. Northwestern State (12/01/15)

### STEALS

Season: 1 vs. Southern Illinois (11/14/16)  
Career: 5 vs. Wake Forest (11/19/14)

### BLOCKS

Season: --  
Career: 1, 3x, last vs. Auburn (02/17/16)

### MINUTES

Season: 27 vs. Fort Wayne (11/11/16)  
Career: 36 at Dayton (12/30/15)

## » CAREER STATISTICS AT ARKANSAS »

			Total		3-Point		F-Throws		Rebounds											Scoring	
Season	gp-gs	min/avg	fg-fga	pct	fg-fga	pct	ft-fa	pct	off	def	tot	avg	pf	fo	ast	to	blk	stl	pts	avg	
2013-14	8-0	27/3.4	2-3	.667	0-0	.000	1-2	.500	1	3	4	0.5	2	0	1	2	0	3	5	0.6	
2014-15	36-0	502/13.9	38-68	.559	0-7	.000	17-24	.708	17	56	73	2.0	54	0	39	28	0	37	93	2.6	
2015-16	32-9	629/19.7	69-145	.476	0-1	.000	25-46	.543	29	67	96	3.0	55	1	66	24	3	28	163	5.1	
2016-17	2-0	48/24.0	7-11	.636	0-0	.000	0-0	.000	2	4	6	3.0	4	0	6	0	0	1	14	7.0	
TOTAL	78-9	1206/15.5	116-227	.511	0-8	.000	43-72	.597	49	130	179	2.3	115	1	112	54	3	69	275	3.5	

at guard... a **six-five** freshman... from Birmingham, **Alabama**... number **twenty-three**...

# C.J. JONES



## » @CJ\_Jones2 NEWS & NOTES »

- Sat out the season opener due to an injury (sprained knee).
- Ranked as the No. 6 player in the state of Alabama.
- Led his high school team in scoring his final two seasons.
- Averaged 28 points, 6 rebounds, 4 assists and 3 steals per game as a senior.
- Saw his first action in the Southern Illinois game, scoring 11 points on 2-of-4 shooting from behind the arc, 3-of-5 from the field.
- His first two baskets as a Razorback were a wide open three 33 seconds after subbing in, followed by an alley-oop dunk from Anton Beard shortly after.

## » GAME-BY-GAME STATS »

Opponent	Date	gs	min	Total		3-Pointers		Free throws		Rebounds				Other				pts	avg
				fg-fga	pct	3fg-fga	pct	ft-fa	pct	off	def	tot	avg	pf	a	t/o	blk	stl	
FORT WAYNE	11/11/16	dnp		-	-	-	-	-	-	-	-	-	-	-	-	-	-	-	-
SOUTHERN ILLINOIS	11/14/16	17		3-5	.600	2-4	.500	3-3	1.000	0	2	2	2.0	2	0	0	0	0	11
Totals		0	17	3-5	.600	2-4	.500	3-3	1.000	0	2	2	2.0	2	0	0	0	0	11

Games played: 1  
Minutes/game: 17.0  
Points/game: 11.0  
FG Pct: 60.0  
3FG Pct: 50.0  
FT Pct: 100.0

Rebounds/game: 2.0

## » SEASON/CAREER HIGHS »

### POINTS

Season: 11 vs. Southern Illinois (11/14/16)

Career: 11 vs. Southern Illinois (11/14/16)

### FIELD GOALS

Season: 3 vs. Southern Illinois (11/14/16)

Career: 3 vs. Southern Illinois (11/14/16)

### FIELD GOALS ATTEMPTED

Season: 5 vs. Southern Illinois (11/14/16)

Career: 5 vs. Southern Illinois (11/14/16)

### 3-POINT FIELD GOALS

Season: 2 vs. Southern Illinois (11/14/16)

Career: 2 vs. Southern Illinois (11/14/16)

### 3-POINT FG ATTEMPTS

Season: 4 vs. Southern Illinois (11/14/16)

Career: 4 vs. Southern Illinois (11/14/16)

### FREE THROWS MADE

Season: 3 vs. Southern Illinois (11/14/16)

Career: 3 vs. Southern Illinois (11/14/16)

### FREE THROWS ATTEMPTS

Season: 3 vs. Southern Illinois (11/14/16)

Career: 3 vs. Southern Illinois (11/14/16)

### REBOUNDS

Season: 2 vs. Southern Illinois (11/14/16)

Career: 2 vs. Southern Illinois (11/14/16)

### ASSISTS

Season: --

Career: --

### STEALS

Season: --

Career: --

### BLOCKS

Season: --

Career: --

### MINUTES

Season: 17 vs. Southern Illinois (11/14/16)

Career: 17 vs. Southern Illinois (11/14/16)

## » CAREER STATISTICS AT ARKANSAS »

Season	gp-gs	min/avg	Total		3-Point		F-Throws		Rebounds				Scoring						
			fg-fga	pct	fg-fga	pct	ft-fa	pct	off	def	tot	avg	pf	fo	ast	to	blk	stl	pts
2016-17	1-0	17/17.0	3-5	.600	2-4	.500	3-3	1.000	0	2	2	2.0	2	0	0	0	0	0	11
TOTAL	1-0	17/17.0	3-5	.600	2-4	.500	3-3	1.000	0	2	2	2.0	2	0	0	0	0	0	11

at guard... a **six-foot** junior... from North Little Rock, **Arkansas**... number **thirty one**...

# ANTON BEARD



## » @AntonBeard31 NEWS & NOTES »

- Provided a spark off the bench in the season opener with 12 points and 3 assists in 16 minutes of action.
- Recorded a career-high six assists in the victory over Southern Illinois, including an alley-oop pass to C.J Jones on a two-on-one fastbreak.
- Has nine assists and only one turnover to start the season.
- 5 of 7 double-digit efforts last season came against SEC opponents.
- Had a 2.4 assist/turnover ratio last season.
- Scored a career high 18 points at Georgia (1/23/16) last season on 5 of 9 shooting from the field.

## » GAME-BY-GAME STATS »

Opponent	Date	gs	min	Total		3-Pointers		Free throws		Rebounds				pf	a	t/o	blk	stl	pts	avg
				fg-fga	pct	3fg-fga	pct	ft-fa	pct	off	def	tot	avg							
FORT WAYNE	11/11/16		16	4-6	.667	2-3	.667	2-3	.667	0	1	1	1.0	4	3	0	0	2	12	12.0
SOUTHERN ILLINOIS	11/14/16		17	2-6	.333	1-4	.250	0-0	.000	1	0	1	1.0	1	6	1	0	1	5	8.5
Totals		0	33	6-12	.500	3-7	.429	2-3	.667	1	1	2	1.0	5	9	1	0	3	17	8.5

Games played: 2  
Minutes/game: 16.5  
Points/game: 8.5  
FG Pct: 50.0  
3FG Pct: 42.9  
FT Pct: 66.7

Rebounds/game: 1.0  
Assists/game: 4.5  
Turnovers/game: 0.5  
Assist/turnover ratio: 9.0  
Steals/game: 1.5

## » SEASON/CAREER HIGHS »

### POINTS

Season: 12 vs. Fort Wayne (11/11/16)  
Career: 18 at Georgia (Jan. 23, 2016)

### FIELD GOALS

Season: 4 vs. Fort Wayne (11/11/16)  
Career: 5, 4x, last at Missouri (Jan. 12, 2016)

### FIELD GOALS ATTEMPTED

Season: 6 vs. Southern Illinois (11/14/16)  
Career: 13 at Dayton (Dec. 30, 2015)

### 3-POINT FIELD GOALS

Season: 2 vs. Fort Wayne (11/11/16)  
Career: 4 at Ole Miss (Feb. 14, 2015)

### 3-POINT FG ATTEMPTS

Season: 4 vs. Southern Illinois (11/14/16)  
Career: 7 at Dayton (Dec. 30, 2015)

### FREE THROWS MADE

Season: 2 vs. Fort Wayne (11/11/16)  
Career: 7 at Georgia (Jan. 23, 2016)

### FREE THROWS ATTEMPTS

Season: 3 vs. Fort Wayne (11/11/16)  
Career: 9 at Georgia (Jan. 23, 2016)

### REBOUNDS

Season: 1 (2x) last 6 vs. Southern Illinois (11/14/16)  
Career: 7 vs. Delaware State (Nov. 21, 2015)

### ASSISTS

Season: 6 vs. Southern Illinois (11/14/16)  
Career: 5, 4x, last at Dayton (Dec. 30, 2015)

### STEALS

Season: 2 vs. Fort Wayne (11/11/16)  
Career: 5 vs. Milwaukee (Dec. 22, 2014)

### BLOCKS

Season: --  
Career: 1 at Missouri (Jan. 12, 2016)

### MINUTES

Season: 17 vs. Southern Illinois (11/14/16)  
Career: 33 vs. Tennessee (March 13, 2015)

## » CAREER STATISTICS AT ARKANSAS »

			Total		3-Point		F-Throws		Rebounds										Scoring	
Season	gp-gs	min/avg	fg-fga	pct	fg-fga	pct	ft-fa	pct	off	def	tot	avg	pf	fo	ast	to	blk	stl	pts	avg
2014-15	35-16	662/18.9	66-172	.384	31-88	.352	35-55	.636	31	36	67	1.9	84	4	53	32	0	35	198	5.7
2015-16	23-1	481/20.9	57-164	.348	19-66	.288	27-42	.643	13	40	53	2.3	53	2	41	17	2	24	160	7.0
2016-17	2-0	33/16.5	6-12	.500	3-7	.429	2-3	.667	1	1	2	1.0	5	0	9	1	0	3	17	8.5
TOTAL	60-17	1176/19.6	129-348	.371	53-161	.329	64-100	.640	45	77	122	2.0	142	6	103	50	2	62	375	6.3



at forward... a **six-ten** senior... from Abuja, **Nigeria**... number **thirty-three**...

# MOSES KINGSLEY



## >> @KingMoses\_ NEWS & NOTES »

- Finished one rebound, one point and three blocks away from his first triple-double in the season opener.
- Preseason SEC Player of the Year (Media). Third in school history (Ronnie Brewer/Joe Johnson).
- Preseason first team All-SEC (Coaches).
- Preseason first team All-SEC (Coaches).
- Wooden Award Watch List.
- Naismith Trophy Watch List.
- Kareem Abdul-Jabbar Award Watch List.
- Lute Olson Award Watch List.
- Ranked No. 6 big man in the country by NBC Sports.
- Ranked No. 21 player in the nation by NBC Sports.

## >> GAME-BY-GAME STATS »

Opponent	Date	gs	min	Total		3-Pointers		Free throws		Rebounds			pf	a	t/o	blk	stl	pts	avg	
				fg-fga	pct	3fg-fga	pct	ft-fa	pct	off	def	tot								avg
FORT WAYNE	11/11/16	*	28	4-9	.444	0-0	.000	1-2	.500	3	6	9	9.0	4	3	0	7	1	9	9.0
SOUTHERN ILLINOIS	11/14/16	*	22	4-10	.400	0-1	.000	7-7	1.000	1	6	7	8.0	1	0	1	5	1	15	12.0
Totals		2	50	8-19	.421	0-1	.000	8-9	.889	4	12	16	8.0	5	3	1	12	2	24	12.0

Games played: 2  
Minutes/game: 25.0  
Points/game: 12.0  
FG Pct: 42.1  
3FG Pct: 0.0  
FT Pct: 88.9

Rebounds/game: 8.0  
Assists/game: 1.5  
Turnovers/game: 0.5  
Assist/turnover ratio: 3.0  
Steals/game: 1.0  
Blocks/game: 6.0

## >> SEASON/CAREER HIGHS »

### POINTS

Season: 15 vs. Southern Illinois (11/14/16)  
Career: 26 at Dayton (Dec. 30, 2015)

### FIELD GOALS

Season: 4 (2x) last vs. Southern Illinois (11/14/16)  
Career: 11 vs. North Florida (Dec. 22, 2015)

### FIELD GOALS ATTEMPTED

Season: 10 vs. Southern Illinois (11/14/16)  
Career: 17, 2x, last vs. Vanderbilt (Jan. 5, 2016)

### 3-POINT FIELD GOALS

Season: --  
Career: 1 vs. South Alabama (Dec. 21, 2013)

### 3-POINT FG ATTEMPTS

Season: --  
Career: 1, 2x, last vs. Auburn (Jan. 25, 2014)

### FREE THROWS MADE

Season: 7 vs. Southern Illinois (11/14/16)  
Career: 9 vs. LSU (Feb. 23, 2016)

### FREE THROWS ATTEMPTS

Season: 7 vs. Southern Illinois (11/14/16)  
Career: 14 vs. Auburn (Feb. 17, 2016)

### REBOUNDS

Season: 9 vs. Fort Wayne (11/11/16)  
Career: 14 (2x) last vs. Florida (March 10, 2016)

### ASSISTS

Season: 3 vs. Fort Wayne (11/11/16)  
Career: 4, 2x, last at Tennessee (Feb. 27, 2016)

### STEALS

Season: 1 (2x) last vs. Southern Illinois (11/14/16)  
Career: 4, 2x, last vs. Auburn (Feb. 17, 2016)

### BLOCKS

Season: 7 vs. Fort Wayne (11/11/16)  
Career: 8 vs. Tennessee Tech (Dec. 12, 2015)

### MINUTES

Season: 28 vs. Fort Wayne (11/11/16)  
Career: 40 at Dayton (Dec. 30, 2015)

## >> CAREER STATISTICS AT ARKANSAS »

			Total		3-Point		F-Throws		Rebounds										Scoring	
Season	gp-gs	min/avg	fg-fga	pct	fg-fga	pct	ft-fla	pct	off	def	tot	avg	pf	fo	ast	to	blk	stl	pts	avg
2013-14	32-0	368/11.5	43-81	.531	1-2	.500	41-63	.651	39	63	102	3.2	41	0	7	14	49	14	128	4.0
2014-15	36-4	391/10.9	49-101	.485	0-0	.000	33-53	.623	45	45	90	2.5	56	0	11	23	38	15	131	3.6
2015-16	32-31	945/29.5	183-334	.548	0-0	.000	142-223	.637	103	196	299	9.3	94	4	39	65	76	36	508	15.9
2016-17	2-2	50/25.0	8-19	.421	0-1	.000	8-9	.889	4	12	16	8.0	5	0	3	1	12	2	24	12.0
TOTAL	102-37	1754/17.2	283-535	.529	1-3	.333	224-348	.644	191	316	507	5.0	196	4	60	103	175	67	791	7.8

GAME

1

Arkansas vs Fort Wayne

Nov. 11, 2016 at 7 p.m. at Fayetteville, Ark. (Bud Walton Arena)

Fort Wayne 83 • 0-1

#	Player		Total			Rebounds					A	TO	Blk	Stl	Min
			FG-FGA	3-Ptr	FT-FTA	Off	Def	Tot	PF	TP					
02	Stewart,Deangelo	f	1-9	1-6	0-0	2	2	4	3	3	0	1	0	1	22
45	Calhoun,Brent	c	1-7	0-0	2-2	2	4	6	3	4	0	1	0	0	25
00	Evans,Mo	g	5-10	1-4	2-2	0	1	1	2	13	3	4	0	1	25
01	Scott,Bryson	g	2-10	2-7	7-14	2	4	6	4	13	3	5	0	1	27
55	Konchar,John	g	4-8	1-1	8-10	5	7	12	2	17	4	1	1	2	37
05	Charles Ruise Jr		0-4	0-3	0-1	1	0	1	1	0	0	0	0	0	12
13	Levitch,Jax		0-0	0-0	0-0	0	1	1	0	0	0	0	0	0	2
22	Taylor,Xzavier		5-8	0-0	2-5	3	0	3	4	12	0	0	0	0	15
32	Harrell,Kason		4-7	3-6	3-4	1	2	3	1	14	1	0	1	0	25
34	Talla,Racine		3-6	1-1	0-2	3	0	3	4	7	1	0	0	0	10
	Team					2	3	5							
Totals			25-69	9-28	24-40	21	24	45	24	83	12	12	2	5	200

FG % 1st Half: 15-37 40.5% 2nd half: 10-32 31.3% Game: 25-69 36.2% Deadball

3FG % 1st Half: 6-18 33.3% 2nd half: 3-10 30.0% Game: 9-28 32.1% Rebounds

FT % 1st Half: 9-18 50.0% 2nd half: 15-22 68.2% Game: 24-40 60.0% 8,3

Arkansas 92 • 1-0

#	Player		Total			Rebounds			PF	TP	A				Min
			FG-FGA	FG-FGA	FT-FTA	Off	Def	Tot			To	Blk	Stl		
13	Thomas, Dustin	f	4-6	0-0	2-3	1	5	6	5	10	0	3	0	0	18
33	Kingsley, Moses	f	4-9	0-0	1-2	3	6	9	4	9	3	0	7	1	28
00	Barford, Jaylen	g	4-9	1-1	1-2	1	4	5	3	10	4	2	0	1	27
03	Hannahs, Dusty	g	7-17	1-6	8-10	1	0	1	1	23	2	1	0	1	30
04	Macon, Daryl	g	5-11	2-6	1-2	2	5	7	3	13	5	4	0	4	33
01	Thompson, Trey		2-2	0-0	1-2	0	4	4	3	5	1	0	2	0	13
02	Bailey, Adrio		0-0	0-0	0-0	0	1	1	1	0	0	1	0	0	3
05	Cook, Arlando		0-0	0-0	0-0	0	0	0	3	0	0	2	0	0	5
21	Watkins, Manuale		5-6	0-0	0-0	0	3	3	2	10	2	0	0	0	27
31	Beard, Anton		4-6	2-3	2-3	0	1	1	4	12	3	0	0	2	16
	Team					2	0	2							
	Totals		35-66	6-16	16-24	10	29	39	29	92	20	13	9	9	200

FG % 1st Half: 18-30 60.0% 2nd half: 17-36 47.2% Game: 35-66 53.0% Deadball

3FG % 1st Half: 5-8 62.5% 2nd half: 1-8 12.5% Game: 6-16 37.5% Rebounds

FT % 1st Half: 10-13 76.9% 2nd half: 6-11 54.5% Game: 16-24 66.7% 2,2

Officials: Mike Nance, Brian Shey, Rob Rorke  
 Technical fouls: Fort Wayne-None. Arkansas-None.  
 Attendance: 13787  
 Estimated Actual Attendance: 7,504  
 Fouled out: Arkansas #13, Thomas (1:35)

Score by periods			1st	2nd	Total
Fort Wayne			45	38	83
Arkansas			51	41	92

Last FG - FW 2nd-00:33, AR 2nd-01:00.  
 Largest lead - FW by 6 1st-08:06, AR by 15 2nd-02:42.  
 FW led for 07:16. AR led for 31:22. Game was tied for 00:52.

Points	In Paint	Off T/O	2nd Chance	Fast Break	Bench
FW	22	12	21	0	33
AR	52	16	9	24	27

Score tied - 4 times.  
 Lead changed - 4 times.

GAME

2

Arkansas vs Southern Illinois

Nov. 14, 2016 at 7 p.m. at Fayetteville, Ark. (Bud Walton Arena)

Southern Illinois 65 • 0-2

#	Player		Total			3-Ptr		Rebounds			PF	TP	A				TO	Blk	Stl	Min
			FG-FGA	FG-FGA	FT-FTA	Off	Def	Tot	A	TO			Blk	Stl						
33	O'Brien,Sean	f	3-8	0-1	0-0	0	2	2	4	6	0	4	0	0	21					
40	Boi,Thik	f	3-9	0-0	3-4	4	8	12	1	9	1	2	1	1	28					
01	Rodriguez,Mike	g	0-7	0-2	4-6	1	1	2	1	4	4	1	0	1	25					
05	Vincent,Leo	g	3-8	2-5	2-2	0	4	4	3	10	1	1	0	0	31					
22	Fletcher,Armon	g	5-7	3-4	0-0	2	3	5	3	13	1	3	0	3	32					
00	Wiley,Jonathan		1-4	0-1	0-0	0	2	2	1	2	0	3	0	0	9					
10	Cook,Aaron		1-2	0-1	4-4	0	0	0	0	6	3	1	0	2	18					
13	Lloyd,Sean		4-9	1-3	1-2	0	1	1	2	10	0	0	0	1	15					
15	Weiher,Austin		1-2	0-1	1-2	0	0	0	1	3	0	2	0	0	11					
24	Stradnieks,Rudy		1-4	0-0	0-0	3	0	3	0	2	0	0	0	1	10					
Team						2	1	3												
Totals			22-60	6-18	15-20	12	22	34	16	65	10	17	1	9	200					

FG % 1st Half: 8-33 24.2% 2nd half: 14-27 51.9% Game: 22-60 36.7%

3FG % 1st Half: 3-10 30.0% 2nd half: 3-8 37.5% Game: 6-18 33.3%

FT % 1st Half: 6-8 75.0% 2nd half: 9-12 75.0% Game: 15-20 75.0%

Deadball Rebounds 3

Arkansas 90 • 2-0

#	Player		Total			Rebounds			PF	TP	A				Min
			FG-FGA	3-FGA	FT-FTA	Off	Def	Tot			To	Blk	Stl		
13	Thomas, Dustin	f	1-3	0-0	0-0	1	0	1	1	2	4	0	0	1	18
33	Kingsley, Moses	f	4-10	0-1	7-7	1	6	7	1	15	0	1	5	1	22
00	Barford, Jaylen	g	4-7	1-2	0-2	0	2	2	2	9	2	2	0	0	22
03	Hannahs, Dusty	g	5-7	5-6	4-4	1	4	5	2	19	1	1	0	0	20
04	Macon, Daryl	g	4-6	4-6	0-0	0	2	2	2	12	5	0	1	1	20
01	Thompson, Trey		1-3	0-0	2-2	1	3	4	3	4	1	1	0	1	15
02	Bailey, Adrio		0-1	0-0	0-2	1	0	1	1	0	0	3	0	0	7
05	Cook, Arlando		4-8	0-0	1-1	0	2	2	0	9	0	1	1	1	13
12	Hazen, Brachen		0-0	0-0	0-0	1	1	2	3	0	0	4	0	0	8
21	Watkins, Manuale		2-5	0-0	0-0	2	1	3	2	4	4	0	0	1	21
23	Jones, CJ		3-5	2-4	3-3	0	2	2	2	11	0	0	0	0	17
31	Beard, Anton		2-6	1-4	0-0	1	0	1	1	5	6	1	0	1	17
Team						2	4	6							
Totals			30-61	13-23	17-21	11	27	38	20	90	23	14	7	7	200

FG % 1st Half: 21-36 58.3% 2nd half: 9-25 36.0% Game: 30-61 49.2%

3FG % 1st Half: 9-12 75.0% 2nd half: 4-11 36.4% Game: 13-23 56.5%

FT % 1st Half: 5-7 71.4% 2nd half: 12-14 85.7% Game: 17-21 81.0%

Deadball Rebounds 2,1

Officials: Anthony Jordan, Terry Moore, Bart Lenox  
 Technical fouls: Southern Illinois-None. Arkansas-None.  
 Attendance: 13308  
 Estimated Actual Attendance: 4,270

Score by periods			1st	2nd	Total
Southern Illinois			25	40	65
Arkansas			56	34	90

Last FG - SIU 2nd-00:22, AR 2nd-02:21.  
 Largest lead - SIU by 3 1st-18:50, AR by 36 2nd-16:41.  
 SIU led for 00:55. AR led for 37:39. Game was tied for 01:26.

Points	In Paint	Off T/O	2nd Chance	Fast Break	Bench
SIU	28	17	10	2	23
AR	30	21	11	17	33

Score tied - 2 times.  
 Lead changed - 2 times.

GAME

3

Arkansas vs UT Arlington

Nov. 18, 2016 at 7 p.m. at Fayetteville, Ark. (Bud Walton Arena)

GAME

4



















Arkansas at Minnesota

Nov. 22, 2016 at 7 p.m. at Minneapolis, Minn. (Williams Arena)

#	Player	gp-gs	min	avg	Total		3-Point		F-Throw		Rebounds				pf	dq	a	to	blk	stl	pts	avg
					fg-fga	fg%	3fg-fga	3fg%	ft-fa	ft%	off	def	tot	avg								
03	Hannahs, Dusty	2-2	50	25.0	12-24	.500	6-12	.500	12-14	.857	2	4	6	3.0	3	0	3	2	0	1	42	21.0
04	Macon, Daryl	2-2	53	26.5	9-17	.529	6-12	.500	1-2	.500	2	7	9	4.5	5	0	10	4	1	5	25	12.5
33	Kingsley, Moses	2-2	50	25.0	8-19	.421	0-1	.000	8-9	.889	4	12	16	8.0	5	0	3	1	12	2	24	12.0
23	Jones, CJ	1-0	17	17.0	3-5	.600	2-4	.500	3-3	1.000	0	2	2	2.0	2	0	0	0	0	0	11	11.0
00	Barford, Jaylen	2-2	49	24.5	8-16	.500	2-3	.667	1-4	.250	1	6	7	3.5	5	0	6	4	0	1	19	9.5
31	Beard, Anton	2-0	33	16.5	6-12	.500	3-7	.429	2-3	.667	1	1	2	1.0	5	0	9	1	0	3	17	8.5
21	Watkins, Manuale	2-0	48	24.0	7-11	.636	0-0	.000	0-0	.000	2	4	6	3.0	4	0	6	0	0	1	14	7.0
13	Thomas, Dustin	2-2	36	18.0	5-9	.556	0-0	.000	2-3	.667	2	5	7	3.5	6	1	4	3	0	1	12	6.0
01	Thompson, Trey	2-0	28	14.0	3-5	.600	0-0	.000	3-4	.750	1	7	8	4.0	6	0	2	1	2	1	9	4.5
05	Cook, Arlando	2-0	18	9.0	4-8	.500	0-0	.000	1-1	1.000	0	2	2	1.0	3	0	0	3	1	1	9	4.5
12	Hazen, Brachen	1-0	8	8.0	0-0	.000	0-0	.000	0-0	.000	1	1	2	2.0	3	0	0	4	0	0	0	0.0
02	Bailey, Adrio	2-0	10	5.0	0-1	.000	0-0	.000	0-2	.000	1	1	2	1.0	2	0	0	4	0	0	0	0.0
Team											4	4	8									
Total.....		2	400		65-127	.512	19-39	.487	33-45	.733	21	56	77	38.5	49	1	43	27	16	16	182	91.0
Opponents.....		2	400		47-129	.364	15-46	.326	39-60	.650	33	46	79	39.5	40	-	22	29	3	14	148	74.0

TEAM STATISTICS	AR	OPP	Date	Opponent	Score	Att.
SCORING	182	148	11/11/16	FORT WAYNE	w 92-83	13787
Points per game	91.0	74.0	11/14/16	SOUTHERN ILLINOIS	w 90-65	13308
Scoring margin	+17.0	-	* - Conference game			
FIELD GOALS-ATT	65-127	47-129				
Field goal pct	.512	.364				
3 POINT FG-ATT	19-39	15-46				
3-point FG pct	.487	.326				
3-pt FG made per game	9.5	7.5				
FREE THROWS-ATT	33-45	39-60				
Free throw pct	.733	.650				
F-Throws made per game	16.5	19.5				
REBOUNDS	77	79				
Rebounds per game	38.5	39.5				
Rebounding margin	-1.0	-				
ASSISTS	43	22				
Assists per game	21.5	11.0				
TURNOVERS	27	29				
Turnovers per game	13.5	14.5				
Turnover margin	+1.0	-				
Assist/turnover ratio	1.6	0.8				
STEALS	16	14				
Steals per game	8.0	7.0				
BLOCKS	16	3				
Blocks per game	8.0	1.5				
ATTENDANCE	27095	0				
Home games-Avg/Game	2-13548	0-0				
Neutral site-Avg/Game	-	0-0				

Score by Periods	1st	2nd	Totals
Arkansas	107	75	182
Opponents	70	78	148

<b>0</b>		<b>JAYLEN BARFORD</b> ■ JR ■ G ■ 6-3 ■ 202 Jackson, Tenn. ■ Motlow State CC	<b>PLAYER NOTABLES:</b> <ul style="list-style-type: none"> <li>Ranked as the No. 1 JUCO transfer in the 2016 class.</li> <li>Scored 20+ pts in 26 out of 32 games last season.</li> <li>Led the nation last year in scoring at 26.2 ppg and paced the country in FGM (310-527) and total points (837).</li> </ul>	<b>CAREER HIGHS</b> PTS: 10 - Fort Wayne (11/11/16) AST: 4 - Fort Wayne (11/11/16) REB: 5 - Fort Wayne (11/11/16) STL: 1 - Fort Wayne (11/11/16)
<b>1</b>		<b>TREY THOMPSON</b> ■ JR ■ F ■ 6-9 ■ 265 Madison, Ark. ■ Forrest City HS	<b>PLAYER NOTABLES:</b> <ul style="list-style-type: none"> <li>Averaged 3.1 pts and 4.3 reb. per game last season.</li> <li>First collegiate start came against Akron (11/18/15).</li> <li>Went a perfect 6-6 from the field, scoring a career-high 13 points against LSU (2/23/16).</li> </ul>	<b>CAREER HIGHS</b> PTS: 13 - LSU (2/23/16) REB: 9 - Texas Tech (1/30/16) BLK: 4 - Texas Tech (1/30/16) AST: 5 - North Florida (12/22/15)
<b>2</b>		<b>ADRIO BAILEY</b> ■ FR ■ F ■ 6-6 ■ 204 Campti, La. ■ Lakeview HS	<b>PLAYER NOTABLES:</b> <ul style="list-style-type: none"> <li>Ranked as the No. 11 player in the state of Louisiana.</li> <li>No. 50 small forward in 2016 class by Rivals.com.</li> <li>Averaged 19.5 points, 12.7 rebounds and 3.9 blocks per game as a senior.</li> </ul>	<b>CAREER HIGHS</b> PTS: -- REB: 1 - (2x) last vs. Southern Illinois (11/14/16) BLK: -- AST: --
<b>3</b>		<b>DUSTY HANNAHS</b> ■ SR ■ G ■ 6-3 ■ 210 Little Rock, Ark. ■ Texas Tech University	<b>PLAYER NOTABLES:</b> <ul style="list-style-type: none"> <li>Has 75 points in his last three games.</li> <li>Leads all SEC returners in 3FGM (81) and percentage (.433).</li> <li>Led the team in scoring each of the last five games, dating back to last season, averaging 21.6 ppg in that span.</li> </ul>	<b>CAREER HIGHS</b> PTS: 33 - Florida (3/10/16) AST: 6 - at West Virginia (1/22/14) STL: 3 - (2x) last vs. Miss. St. (1/9/16) 3FGM: 8 - Miss. St. (1/9/16)
<b>4</b>		<b>DARYL MACON</b> ■ JR ■ G ■ 6-3 ■ 185 Little Rock, Ark. ■ Holmes CC	<b>PLAYER NOTABLES:</b> <ul style="list-style-type: none"> <li>Ranked as the No. 3 JUCO transfer in the 2016 class.</li> <li>Averaged 23.9 ppg, 3.7 rpg and 3.2 apg as a sophomore.</li> <li>Reached double figures in 17 of 18 games last season, while scoring 20+ pts in 12 of 18 games. Twice this season.</li> </ul>	<b>CAREER HIGHS</b> PTS: 13 - Fort Wayne (11/11/16) AST: 5 - (2x) last vs. Southern Illinois (11/14/16) STL: 4 - Fort Wayne (11/11/16) 3FGM: 4 - Southern Illinois (11/14/16)
<b>5</b>		<b>ARLANDO COOK</b> ■ JR ■ F ■ 6-8 ■ 215 St. Louis, Mo. ■ Connors State College	<b>PLAYER NOTABLES:</b> <ul style="list-style-type: none"> <li>Ranked as the No. 6 JUCO transfer in the 2016 class.</li> <li>Averaged 16.0 pts and 10.1 rebs per game last season.</li> <li>Totalled 15 double-doubles, eight 20-point games and 16 10+ rebound performances last season.</li> </ul>	<b>CAREER HIGHS</b> PTS: 9 - Southern Illinois (11/14/16) REB: 2 - Southern Illinois (11/14/16) BLK: 1 - Southern Illinois (11/14/16) AST: --
<b>12</b>		<b>BRACHEN HAZEN</b> ■ FR ■ F ■ 6-8 ■ 195 Fort Wayne, Ind. ■ Columbia City HS	<b>PLAYER NOTABLES:</b> <ul style="list-style-type: none"> <li>Ranked as the No. 7 player in the state of Indiana.</li> <li>No. 50 small forward in 2016 class by 247Sports.</li> <li>Averaged 16.1 pts, 9.3 rebs, 2.6 asts, 1.4 stls and 1.8 blks per game as a senior.</li> </ul>	<b>CAREER HIGHS</b> PTS: -- AST: -- REB: 2 - Southern Illinois (11/14/16) 3FGM: --
<b>13</b>		<b>DUSTIN THOMAS</b> ■ R-JR ■ F ■ 6-8 ■ 225 Texarkana, Texas ■ University of Colorado	<b>PLAYER NOTABLES:</b> <ul style="list-style-type: none"> <li>Sat out last season after transferring from Colorado.</li> <li>Averaged 4.0 ppg and 2.5 rpg at Colorado.</li> <li>Recorded 10 points and six rebounds in his first start as a Razorback.</li> </ul>	<b>CAREER HIGHS</b> PTS: 17 - USC (1/4/15) REB: 7 - Drexel (11/14/14) BLK: 2 - (2x) last vs. California (2/12/15) STL: 3 - USC (1/4/15)
<b>21</b>		<b>MANUALE WATKINS</b> ■ SR ■ G ■ 6-3 ■ 222 Fayetteville, Ark. ■ Fayetteville HS	<b>PLAYER NOTABLES:</b> <ul style="list-style-type: none"> <li>Averaged 5.1 ppg and 3.0 rpg last season as a junior.</li> <li>After having six double-digit scoring efforts in his first 76 games, he opened the 2016-17 campaign with a 10-point effort against Fort Wayne.</li> </ul>	<b>CAREER HIGHS</b> PTS: 14 - (2x) last at Wake Forest (12/4/15) AST: 5 - (2x) last vs. Northwestern St. (12/1/15) REB: 9 - Northwestern St. (12/1/15) STL: 5 - Wake Forest (11/19/14)
<b>23</b>		<b>C.J. JONES</b> ■ FR ■ G ■ 6-5 ■ 175 Birmingham, Ala. ■ Central Park Christian	<b>PLAYER NOTABLES:</b> <ul style="list-style-type: none"> <li>Ranked as the No. 6 player in the state of Alabama.</li> <li>Averaged 28 ppg, 6 rpg, 4 apg and 3 spg as a senior.</li> <li>Scored 11 points off the bench in his first game as a Razorback against SIU after sitting out against Fort Wayne.</li> </ul>	<b>CAREER HIGHS</b> PTS: 11 - Southern Illinois (11/14/16) AST: -- STL: -- 3FGM: 2 - Southern Illinois (11/14/16)
<b>31</b>		<b>ANTON BEARD</b> ■ JR ■ G ■ 6-0 ■ 198 North Little Rock, Ark. ■ North Little Rock HS	<b>PLAYER NOTABLES:</b> <ul style="list-style-type: none"> <li>5 of 7 double-digit efforts last year came in SEC play.</li> <li>Had a 2.4 assist/turnover ratio last season, 9.0 this year.</li> <li>Provided a spark off the bench, scoring 12 points and 3 assists in 16 minutes of action in the season opener.</li> </ul>	<b>CAREER HIGHS</b> PTS: 18 - at Georgia (1/23/16) AST: 6 - Southern Illinois (11/14/16) STL: 5 - Milwaukee (12/22/14) 3FGM: 4 - at Ole Miss (2/14/15)
<b>33</b>		<b>MOSES KINGSLEY</b> ■ SR ■ F ■ 6-10 ■ 230 Abuja, Nigeria ■ Huntington Prep (W.Va.)	<b>PLAYER NOTABLES:</b> <ul style="list-style-type: none"> <li>Recorded 16 double-doubles last season.</li> <li>Named to the Wooden Award Watch List.</li> <li>Fifth in school history with 175 career blocks, has 12 on season.</li> </ul>	<b>CAREER HIGHS</b> PTS: 26 - at Dayton (12/30/15) REB: 14 - Mercer (12/19/15) BLK: 8 - Tennessee Tech (12/12/15) STL: 4 - Auburn (2/17/16)
<b>HC</b>		 1980-82 - Student-Athlete  1982-85 - Volunteer Assistant  1985-89 - Volunteer Assistant 1989-00 - Assistant Coach 2000-02 - Assistant Head Coach  2002-06 - Head Coach 89-41 (.680)  2006-11 - Head Coach 111-57 (.660)  2011-Present - Head Coach 104-64 (.614)		